


CITY OF MARYSVILLE AGENDA BILL
EXECUTIVE SUMMARY FOR ACTION

CITY COUNCIL MEETING DATE: June 14, 2021

AGENDA ITEM:	
2020 Transportation Benefit District Annual Report	
PREPARED BY:	DIRECTOR APPROVAL:
Jeff Laycock, City Engineer	
DEPARTMENT:	
Engineering	
ATTACHMENTS:	
Annual Report Presentation	
BUDGET CODE:	AMOUNT:
N/A	N/A
<p>SUMMARY: Per RCW 36.73.160(2), the Marysville Transportation Benefit District is required to issue an annual report detailing the District's revenues, expenditures and status of projects, including cost and construction schedules. The report is to be distributed to the public and newspaper of record. Attached is the 2020 annual report and presentation for review and approval.</p>	

<p>RECOMMENDED ACTION: Staff recommends that Council approve the 2020 Transportation Benefit District annual report as attached.</p> <p>RECOMMENDED MOTION: I move to approve the 2020 Transportation Benefit District annual report.</p>



Marysville Transportation Benefit District

Official Notice of 2020 Annual Report

MARYSVILLE
PUBLIC WORKS

NOTICE IS HEREBY GIVEN that the City Council is issuing the Marysville Transportation Benefit District 2020 Annual Report to the Marysville residents.

The Marysville Transportation Benefit District (MTBD) was created on January 13, 2014. The creation of the MTBD established the boundaries as the entire City of Marysville as it currently exists or any adjustment to the boundaries in the future. In April, 2014 the citizens of Marysville approved a ballot measure authorizing the MTBD to collect two tenths of one percent sales tax for a period of 10 years.

Revenues from this tax are to be dedicated for the purposes of ongoing transportation improvements that preserve, maintain and as appropriate, construct or reconstruct the transportation infrastructure of the City of Marysville.

The MTBD is governed by the City of Marysville Council. The MTBD began receiving sales tax receipts in December, 2014.

2020 Report

2020 Financial Summary of the MTBD activity (as of 12/31/2020):

Sales Tax & Investment Income	<u>3,053,565</u>
TOTAL REVENUES	\$ <u>3,053,565</u>
83RD & SOPER HILL INTERSECTION Total	691,826.82
80TH ST NE NON-MOTORIZED Total	34,120
SUNNYSIDE BLVD & 53RD AVE NE Total	58,683
2020 TBD OVERLAYS Total	1,399,818
ALDER AVE SIDEWALKS Total	35,767
ADA TRANSITION PLAN Total	91,266
SOPER HILL & 71ST AVE NE Total	25,346
2019 TBD OVERLAYS Total	98,579
PAVEMENT MANAGEMENT SYSTEM Total	<u>68,163</u>
TOTAL EXPENDITURES	\$ <u>2,503,569</u>

Please visit <http://www.marysvillewa.gov> for additional information.

CITY OF MARYSVILLE


Sandy Langdon, Finance Director
Dated December 31, 2020

(360) 363-8100

Public Works
80 Columbia Avenue
Marysville, WA 98270

2020 Transportation Benefit District Annual Report



The Transportation Benefit District (TBD) is pleased to present its 2020 Annual Report. This report is designed to provide information to the citizens of Marysville about how their TBD dollars were spent.

Background

Why the TBD was Established?

The TBD was formed by the Marysville City Council in 2013 to replace the transportation funding used to preserve, maintain and expand the City's transportation infrastructure.

What is a TBD?

The TBD is a separate and independent taxing district authorized by state law and created for the sole purpose of repairing, building, improving, preserving and funding transportation improvements within the district. Due to changes in State Law, the City has assumed all rights, powers, immunities, functions and obligations of the TBD. (see Ordinance No. 3006)

What is the Funding Source?

On April 2014, Marysville voters approved a 0.2% sales and use tax increase. The tax increase went into effect on October 1, 2014. The revenue from the sales tax is estimated to generate \$1.6 million per year over a 10-year period towards TBD-designated projects.

Additional Information is available on the City's Website at:
<http://marysvillewa.gov/index.aspx?NID=585>



TBD Oversight

The Marysville City Council oversees the Transportation Benefit District. TBD business will be conducted with regular City Council business at City Council meetings held on the second and fourth Monday's of the month. Meetings are held at the Marysville City Hall, Council Chambers, 1049 State Avenue.

City Council

Jeffrey Vaughan
Stephen C. Muller
Kamille Norton, Council President
Tom King
Michael Stevens
Kelly Richards
Mark James

Mayor

Jon Nehring

Questions or Comments:

Please contact the City of Marysville Public Works Department at (360) 363-8100.

2020 Pavement Preservation

The 2020 Pavement Preservation Program included asphalt resurfacing at the locations shown below. This work included pavement repair, pavement overlay, and replacement of sidewalks ramps as required under ADA at locations per below.

Total Project Cost: \$1,399,818

- **44th St NE (71st Ave NE to 83rd Ave NE)**
- **67th Place NE (67th Ave NE to 71st Ave NE)**
- **67th Street NE (71st Ave NE and 76th Dr NE)**
- **Grove Street (76th Dr NE to 83rd Ave NE)**
- **5th Street (Cedar to Beach)**
- **10th Street (Cedar to Beach)**
- **Alder (3rd to 4th)**
- **Quinn (3rd to 4th)**
- **Columbia (3rd to 4th)**



83rd and Soper Intersection Improvements

This was a joint project within the City of Lake Stevens to construct a mini-roundabout within the intersection. The 2020 TBD expense was \$691,827.



Other 2020 TBD Expenditures

The following TBD expenditures, on Council approved TBD projects, occurred in 2020 and are summarized below:

Construction –


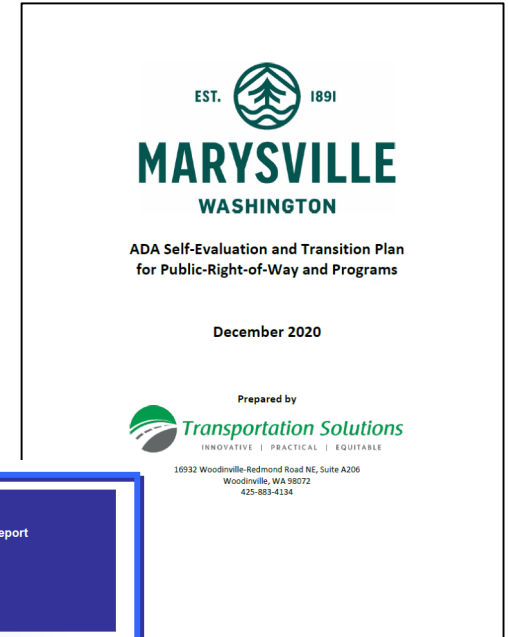
- \$35,767 – Alder Ave Sidewalk Improvements
- \$98,579 – 2019 Pavement Preservation Program

Design –

- \$34,120 – 80th St NE Non-Motorized (also funded by CMAQ grant)
- \$58,683 – Sunnyside Blvd and 53rd Ave NE (also funded by CMAQ grant)
- \$25,346 – Soper Hill Rd and 71st Ave NE (pre-design phase)

Planning –

- \$68,163 – Pavement Management System Update
- \$91,266 – ADA Transition Plan (Adopted December 2020)



2020 Summary

Beginning Balance 2020

\$2,612,240 **

Total TBD Expenditures in 2020

\$2,503,569

Total TBD Revenue in 2020

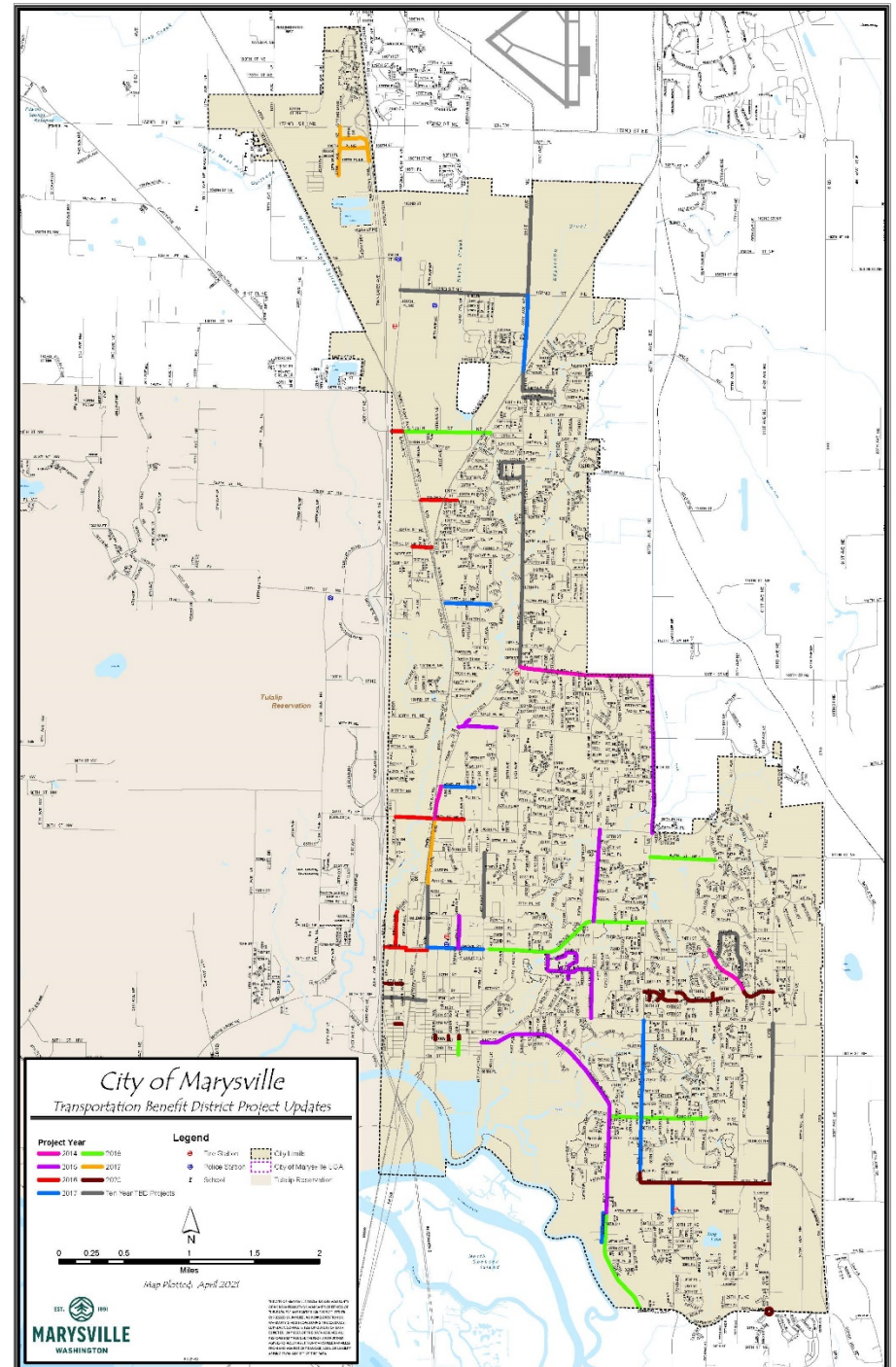
\$3,053,565*

*up \$1,453,565 from \$1,600,000 projected

Year End Balance 2020

\$3,162,236**

**does not include year-end accrual adjustments



2021 TBD Projects

Construction –

- **2021 Pavement Preservation**
 - **State Avenue – 80th St NE to Grove Street**
 - **47th Ave NE – 76th St NE to 84th St NE**
- **8th Street Improvements – State Ave to Ash Ave (construction anticipated late 2021)**
- **2020 Pavement Preservation – completed punchlist from last year’s program**

Design –

- **80th St NE Non-Motorized (also funded by CMAQ grant) – right-of-way in 2021**
- **Sunnyside Blvd and 53rd Ave NE (also funded by CMAQ grant) – design and right-of-way in 2021**
- **Soper Hill Rd and 71st Ave NE - complete pre-design**
- **2022 Pavement Preservation**