


**CITY OF MARYSVILLE AGENDA BILL
EXECUTIVE SUMMARY FOR ACTION**

CITY COUNCIL MEETING DATE: May 13, 2019

| | |
|---|---|
| AGENDA ITEM: | |
| 2018 Transportation Benefit District Annual Report | |
| PREPARED BY: | DIRECTOR APPROVAL: |
| Jeff Laycock, City Engineer |  |
| DEPARTMENT: | |
| Engineering | |
| ATTACHMENTS: | |
| Annual Report | |
| BUDGET CODE: | AMOUNT: |
| N/A | N/A |
| SUMMARY: | |
| Per RCW 36.73.160(2), the Marysville Transportation Benefit District is required to issue an annual report detailing the District's revenues, expenditures and status of all projects, including cost and construction schedules. The report is to be distributed to the public and newspaper of record. Attached is the 2018 annual report and presentation for review and approval. | |

| |
|---|
| RECOMMENDED ACTION: |
| Staff recommends that Council approve the 2018 Transportation Benefit District annual report as attached. |

2018 Transportation Benefit District Annual Report



The Transportation Benefit District (TBD) is pleased to present its 2018 Annual Report. This report is designed to provide information to the citizens of Marysville about how their TBD dollars were spent.

Background

Why the TBD was Established?

The TBD was formed by the Marysville City Council in 2013 to replace the transportation funding used to preserve, maintain and expand the City's transportation infrastructure.

What is a TBD?

The TBD is a separate and independent taxing district authorized by state law and created for the sole purpose of repairing, building, improving, preserving and funding transportation improvements within the district. Due to changes in State Law, the City has assumed all rights, powers, immunities, functions and obligations of the TBD. (see Ordinance No. 3006)

What is the Funding Source?

On April 2014, Marysville voters approved a 0.2% sales and use tax increase. The tax increase went into effect on October 1, 2014. The revenue from the sales tax is estimated to generate \$1.6 million per year over a 10-year period towards TBD-designated projects.

Additional Information is available on the City's Website at:
<http://marysvillewa.gov/index.aspx?NID=585>



TBD Oversight

The Marysville City Council oversees the Transportation Benefit District. TBD business will be conducted with regular City Council business at City Council meetings held on the second and fourth Monday's of the month. Meetings are held at the Marysville City Hall, Council Chambers, 1049 State Avenue.

City Council

Jeffrey Vaughan
Stephen C. Muller
Kamille Norton, Council President
Tom King
Michael Stevens
Rob Toyer
Mark James

Mayor

Jon Nehring

Questions or Comments:


Please contact the City of Marysville Public Works Department at (360) 363-8100.

2018 Pavement Preservation

The 2018 Pavement Preservation Program resurfaced 1.8 miles of roadway centerline. This work included pavement repair, pavement overlay, and replacement of sidewalks ramps as required under ADA at locations per below.

Total Project Cost: \$1,604,250

- 136th St NE (Smokey Point Blvd to east of BNSF Spur Track)
- 84th St NE (67th Ave NE to 74th Dr NE) – included shoulder improvement
- 52nd St NE (Sunnyside Blvd to south of 75th Ave NE)
- Grove Street ADA Ramp Upgrades (47th Ave NE to 67th Ave NE)



Sunnyside Overlay

The City received a federal grant from the Surface Transportation Program to resurface Sunnyside Blvd from 40th St NE to south of 29th Pl NE. The total project cost in 2018 was \$636,237, of which \$473,794 was grant funded. The remaining \$162,443 was funded by the TBD. Additional minor expenses will occur in 2019 as staff complete project closeout.



Before



After



Quinn Ave Sidewalks

The City received a Community Development Block Grant to construct new sidewalks along Quinn Avenue from 2nd Street to 4th Street. In 2018, the total project cost was \$252,287, of which \$136,230 was grant funded and \$115,967 was TBD funded.



Before



After



Other 2018 TBD Expenditures

The following TBD expenditures, on Council approved TBD projects, occurred in 2018 and are summarized below:

Construction – these projects included some construction carryover from 2017 into 2018

- **\$2,091 – 2017 Pavement Preservation Program**

Design – these projects were designed or design was started in 2018

- **\$17,687 – Alder Ave Sidewalk Improvements**
- **\$14,165 – Crosswalk Improvements**
- **\$189,447 – 83rd Ave NE and Soper Hill Rd Intersection Improvements**
- **\$45,531 – 2019 Pavement Preservation Program**

Planning – these projects involved some planning level analysis in 2018

- **\$4,647 – 80th St NE Non-Motorized Improvements**
- **\$2,065 – ADA Transition Plan and Pavement Management System Update**



Summary

The 2018 TBD program completed the following projects:

1. 2018 Pavement Preservation
2. Sunnyside Overlay
3. Quinn Ave Sidewalks

Beginning Balance 2018

\$1,078,334

Total TBD Expenditures in 2018

\$2,166,642

Total TBD Revenue in 2018

\$2,524,819*

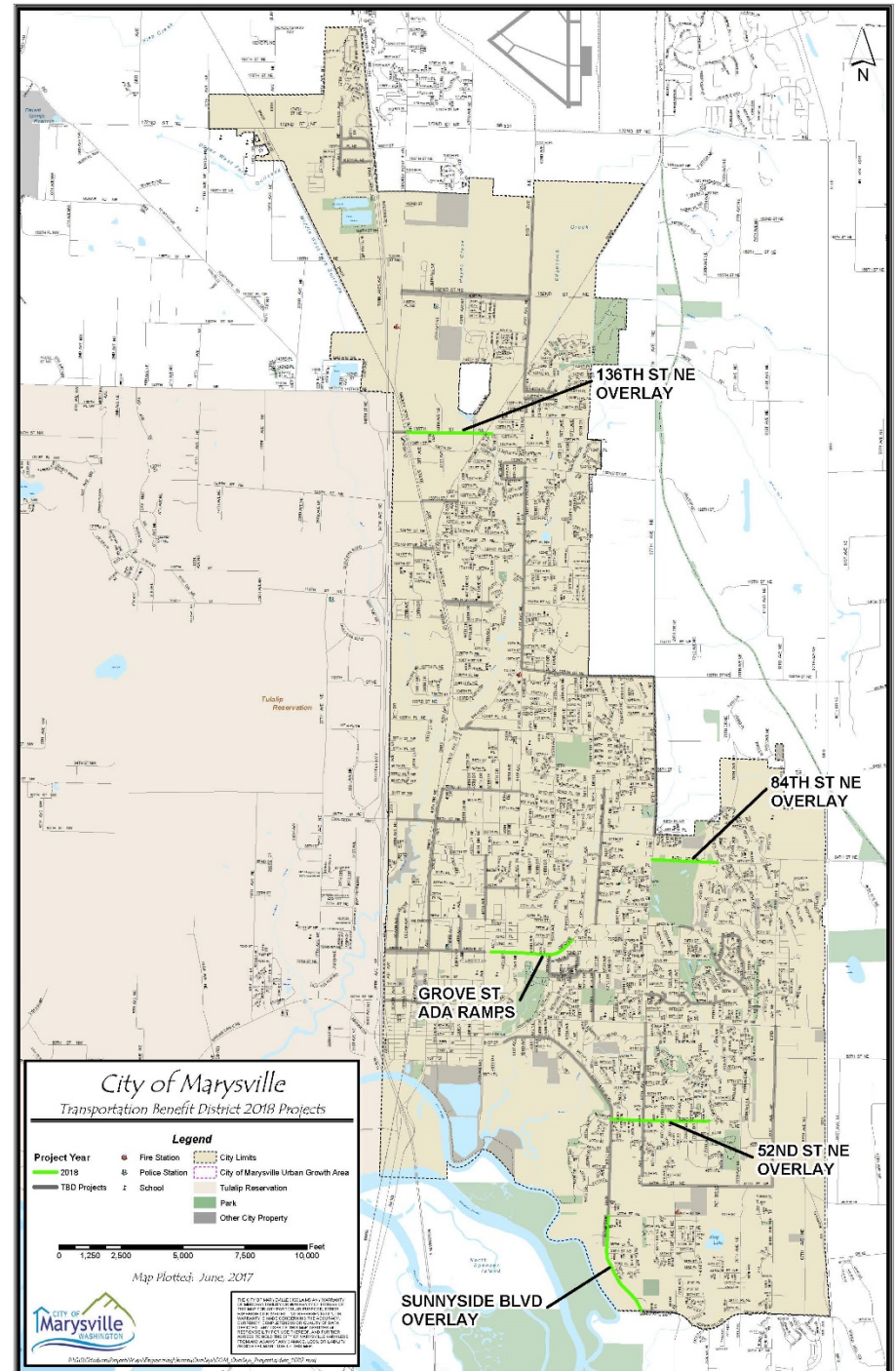
*up \$924,819 from \$1,600,000 projected

2018 Grant Reimbursement

\$610,113.94

TBD Balance Ending 2018

\$1,426,6398





Marysville Transportation Benefit District

Official Notice of 2018 Annual Report

NOTICE IS HEREBY GIVEN that the City Council is issuing the Marysville Transportation Benefit District 2018 Annual Report to the Marysville residents.

The Marysville Transportation Benefit District (MTBD) was created on January 13, 2014. The creation of the MTBD established the boundaries as the entire City of Marysville as it currently exists or any adjustment to the boundaries in the future. In April, 2014 the citizens of Marysville approved a ballot measure authorizing the MTBD to collect two tenths of one percent sales tax for a period of 10 years.

Revenues from this tax are to be dedicated for the purposes of ongoing transportation improvements that preserve, maintain and as appropriate, construct or reconstruct the transportation infrastructure of the City of Marysville.

The MTBD is governed by the City of Marysville Council. The MTBD began receiving sales tax receipts in December, 2014.

2018 Report

2018 Financial Summary of the MTBD activity (as of 12/31/2018):

| | |
|--------------------------------------|---------------------|
| Sales Tax & Investment Income | 2,524,819 |
| TOTAL REVENUES | \$ 2,524,819 |
| 2017 Overlay Total | 2,091 |
| 2018 Overlay Total | 1,604,250 |
| 2019 Overlay Total | 45,531 |
| 80th St NE Non-Motorized Total | 4,647 |
| 83rd Soper Hill Intersection Total | 189,447 |
| ADA Transition Plan & Pavement Total | 2,065 |
| Alder Ave Sidewalk Total | 17,687 |
| Crosswalk Improvement Total | 14,165 |
| Quinn Ave Sidewalk Total | 115,967 |
| Soper Hill & 71st Ave NE Total | 8,347 |
| Sunnyside Overlay Total | 162,443 |
| TOTAL EXPENDITURES | \$ 2,166,642 |

Please visit <http://www.marysvillewa.gov> for additional information.

CITY OF MARYSVILLE

Sandy Langdon, Finance Director

Dated December 31, 2018