


CITY OF MARYSVILLE

EXECUTIVE SUMMARY FOR ACTION

CITY COUNCIL MEETING DATE: September 14, 2015

AGENDA ITEM: CDBG – Program Year 2014 Consolidated Annual Performance and Evaluation Report (CAPER)	AGENDA SECTION: Public Hearing	
PREPARED BY: Amy Hess, Assistant Planner	APPROVED BY: 	
ATTACHMENT: Program Year 2014 Draft CAPER	MAYOR	CAO
	AMOUNT:	
BUDGET CODE:		

DESCRIPTION:

As a recipient of CDBG Program funding, the City of Marysville is required to submit to the U.S. Department of Housing and Urban Development (HUD) a Consolidated Annual Performance and Evaluation Report (CAPER) for Program Year (PY) 2014, or the third year of the City’s Five Year Consolidated Plan for 2012-2016. The City of Marysville Community Development Department is responsible for preparing and organizing the CAPER as the administrator of the CDBG Program.

The CAPER provides HUD and the residents of the City an opportunity to evaluate the overall progress of the CDBG Program in carrying out priorities and specific objectives identified in the Consolidated Plan and PY2014 Annual Action Plan. It also describes actions, changes and accomplishments during PY2014 resulting from the CDBG Program funded through HUD.

On August 29, 2015 the Community Development Department provided notice that the City would be accepting written and oral comments from the public prior to and at a Public Hearing scheduled for September 14, 2015. Comments were required to be received on, or before, September 14, 2015. Any additional comments received at the hearing will be incorporated as appropriate.

RECOMMENDED ACTION:

Approve the Program Year 2014 Consolidated Annual Performance and Evaluation Report and direct Staff to provide a summary of, and response to any comments received during the public hearing into the Report, and forward to the U.S. Department of Housing and Urban Development.

COUNCIL ACTION:



CDBG - PROGRAM YEAR 2014 DRAFT CAPER

Consolidated Annual Performance and Evaluation Report

Community Development Department ♦ 80 Columbia Avenue ♦ Marysville, WA 98270
(360) 363-8100 ♦ (360) 651-5099 FAX ♦ Office Hours: Mon - Fri 7:30 AM - 4:00 PM

GENERAL

Executive Summary

The city's third CDBG Program Year (PY) was 2014. The city's fiscal year (FY) for the CDBG Program is July 1 through June 30.

As a recipient of CDBG Program funding, the City of Marysville is required to submit to the U.S. Department of Housing and Urban Development (HUD) a Consolidated Performance and Evaluation Report (CAPER) for Program Year (PY) 2014. The City of Marysville Community Development Department is responsible for preparing and organizing the CAPER as the administrator of the CDBG Program reflected in this document.

The CAPER provides HUD and the residents of the City an opportunity to evaluate the overall progress of the CDBG Program in carrying out priorities and specific objectives identified in the Consolidated Plan and PY2014 Annual Action Plan. It also describes actions, changes and accomplishments during PY2014 resulting from the CDBG Program funded through HUD.

The information contained in this report can be found in *Appendix A*, and was derived from the following HUD reports: PR03 – CDBG Activity Summary Report; PR06 – CDBG Summary of Consolidate Plan Projects; PR08 – Grantee Summary Activity Report; PR23 – CDBG Summary of Accomplishments; and PR26 – CDBG Financial Summary Report.

In pursuing the strategies and objectives outlined in the Consolidated Plan, the City anticipates increasing the affordability and condition of decent rental and owned housing units for Marysville's low- and moderate-income residents, as well as the availability and accessibility of decent housing for people who are homeless or have special needs. The availability, accessibility, and sustainability of a suitable living environment for low- and moderate-income residents should increase due to infrastructure and public facilities improvements and support for public services, support for employment-related public services, and economic development should enhance the availability and accessibility of economic opportunities for those in need. Additional details regarding specific objectives and outcomes can be found in Section 6 of the Consolidated Plan.

In Program Year 2014, the City of Marysville received \$358,286 in CDBG formula grant funding to assist it in addressing the needs and priorities of the city. The city approved the allocation of funding to seven (7) subrecipients to carry out community development activities in attaining the goals and objectives from the Five Year Consolidated Plan for 2012-2016. Table 1 identifies all of the CDBG activities awarded funding for PY2014. CDBG funds have been obligated through the execution of subrecipient agreements for the activities identified in Table 1, as explained below and for Planning and Administration.

Table 1: PY2014 Allocation of CDBG Funds

Organization	Activity	PY 2014 Allocation
AFFORDABLE HOUSING		
Senior Services of Snohomish County	Minor Home Repair	\$65,000.00
City of Marysville	Revolving Loan Program	\$70,436.00
HOMELESS		
Housing Hope	"Beachwood Apartments" Supportive Services – Homelessness	\$17,700.00
NON-HOMELESS SPECIAL NEEDS		
Catholic Community Services	Volunteer Chore Services	\$5,000.00
COMMUNITY DEVELOPMENT – INFRASTRUCTURE		
City of Marysville PW	SR528 Pedestrian Improvement	\$80,000.00
COMMUNITY DEVELOPMENT – PUBLIC FACILITIES		
City of Marysville Parks	Comeford Park Improvement	\$33,500.00
COMMUNITY DEVELOPMENT – PUBLIC SERVICES		
Domestic Violence – Legal Advocacy	Legal Services	\$15,000.00
PLANNING AND ADMINISTRATION		
City of Marysville	Planning and Administration	\$71,650.00
TOTAL		\$358,286.00

General Questions

Seven (7) subrecipient agreements have been executed, obligating \$294,286 of PY2014 CDBG funding in addition to the \$71,650 for Planning and Administration.

The seven (7) activities which moved forward include the following subrecipients as listed in Table 1: Senior Services of Snohomish County, Housing Hope (Housing and Supportive Services), Catholic Community Services (Chore Services), City of Marysville Public Works (SR528 Pedestrian Improvement), City of Marysville Parks (Comeford Park Improvements), City of Marysville (Revolving Loan Program), and Domestic Violence Services of Snohomish County.

Table 2: FY2014 CDBG Program Objectives/Outcomes/Goals

Organization	Activity	Objective	Outcome	National Objective	HUD Matrix Code	PY 2014 Goal
AFFORDABLE HOUSING						
Senior Services of Snohomish County	Minor Home Repair	Decent Housing	Affordability	AHO-1 AHO-2	14A	60 Housing Units
City of Marysville	Revolving Loan Program	Decent Housing	Affordability	AHO-1 AHO-2	14A	10 Housing Units
HOMELESS						
Housing Hope	"Beachwood Apartments" Supportive Services - Homelessness	Decent Housing	Affordability	HMO-2	05	70 individuals
NON-HOMELESS SPECIAL NEEDS						
Catholic Community Services	Volunteer Chore Services	Suitable Living Environment	Availability Accessibility	SNO-1	05A	45 individuals
COMMUNITY DEVELOPMENT - INFRASTRUCTURE						
City of Marysville PW	SR528 Pedestrian Improvement	Suitable Living Environment	Availability Accessibility	INO-1	03K	5,000 individuals
COMMUNITY DEVELOPMENT – PUBLIC FACILITIES						
City of Marysville Parks	Comeford Park Improvement	Suitable Living Environment	Availability Accessibility	PFO-1	03F	1 Public Facility
COMMUNITY DEVELOPMENT – PUBLIC SERVICES						
Domestic Violence – Legal Advocacy	Legal Services	Suitable Living Environment	Availability Accessibility	PSO-2	05G	45 individuals

Of the Public Services projects, two exceeded their goals, and one met its goal of individuals served. Of the Capital Facilities projects, one project was completed (Comeford Park Improvements), one is in the review process working with Washington State Department of Transportation (WSDOT) (SR 528 Pedestrian Improvement), one is still in the initial planning stages (Revolving Loan), and that last far exceeded its goals.

To date, \$204,353.95 of Program Year 2014 funds have been expended by the City of Marysville CDBG Program. The activities and operations of these organizations have been vital to the city fulfilling its goals and objectives in assistance to Homeless Needs and Community Development Needs. There is a capital project which is still under construction and the development of the Revolving Loan Program is being explored.

During PY2014, \$135,436.00 of CPD formula grant funds were spent on grant activities under the ***Affordable Housing*** strategy.

Goal I: Enable Homeowners to remain in their homes, primarily benefiting senior, persons with disability, and very low-income persons.

- The City of Marysville allotted \$65,000 of its annual CDBG allocation for the rehabilitation of approximately 60 residential units.
- The City began work on development of a Straight Deferred Payment Loan Program for future program years to provide loans for very low-income homeowners (at or below 50% of median income) to improve the health and safety of their homes. This is a very complex program, and requires additional research and work prior to implementation.

During PY2014, \$17,700 of CPD formula grant funds were spent on activities under the ***Homeless Needs*** strategy.

Goal I: Work to reduce and end homelessness.

- The City allocated \$17,700 of CDBG funds that provided supportive services that address the needs of the homeless population.

Specifically, funds were utilized by the organization for transitional housing with supportive services and permanent supportive housing to aid families in the transition to self-sufficiency. In PY2014, 96% of those served by these funds were able to maintain their housing or obtain other permanent stable housing. Eighty percent of those served increased their ability to obtain and maintain employment. Ninety five percent of adults with a long-term disability served by these funds completed steps towards securing disability related income. All of the goals set by this agency were not only met, but surpassed.

- Using the CDBG funds available, the City will continue to work to reduce and work toward ending homelessness in Marysville by providing funds to nonprofit organizations such as Housing Hope that provide transitional housing with supportive services for families.

During PY2014, \$5,000.00 of CPD formula grant funds were spent on grant activities under the ***Non-homeless Special Needs*** strategy.

Goal I: Support an environment that allows special needs populations to safely live with dignity and independence.

- The City allocated \$5,000 of CDBG funds that provide services to support an environment that allows special needs populations to live safely, independently, and with dignity.

To address the housing and supportive service needs of persons who are not homeless, the City proposes providing funds to nonprofit organizations that serve seniors, persons with disabilities, victims of domestic violence, and persons with chemical dependency issues. During PY2014, \$5,000.00 was expended which allowed 40 senior and disabled residents to receive services which allowed them to retain their current housing and reduce the feeling of isolation. Catholic Community Services goal was met, and a significant event was the coordination of "Joy Boxes", which are put together by local girl scouts and delivered to clients. This story was featured in the local newspaper, which also helped to bring attention to the services this agency provides.

During PY2014, \$128,500.00 of CDBG grant funds were allocated to activities under the ***Community Development Needs*** strategy.

Goal I: Promote a suitable living environment, dignity, self-sufficiency, and economic advancement for low- and moderate-income persons.

- The City provided a total of \$80,000.00 of CDBG funds to provide infrastructure improvements in low/moderate-income area addressing gaps.
- The City allotted \$33,500.00 to aid in rehabilitation of a public facility located in a low- and moderate income area.
- The City allotted \$15,000.00 of CDBG funds to support programs that provide homeless, special needs, and low-income populations access to essential services.

Based on the experiences of this program year as well as those of prior years, it appears that suprecipient monitoring could benefit from additional attention ensuring timely use of awarded funds as well as timely submittal of reports. We have implemented additional on-site reviews to ensure that projects are completed in a timely manner.

The "Analysis of Impediments to Fair Housing Choice" (AI) is required by the U.S. Department of Housing and Urban Development (HUD) of all state and local governments receiving housing and community development funds. The City of Marysville is included in Snohomish County Urban Consortium's Analysis of Impediments to Fair Housing Choice (AI) dated September 14, 2012 for certain HUD programs. The AI was prepared for Snohomish County Human Services Department by BBC Research and Consulting. This analysis concluded that the major impediments to fair housing opportunities in Snohomish County and the City of Marysville included the lack of information and referrals of housing complaints to appropriate agencies; a likely pattern of discrimination against people with disabilities; limited transit options for low income, disabled, senior residents and refugees; and a likely pattern of mortgage lending discrimination against people of color.

The City works to raise public awareness and understanding of fair housing choice by posting brochures and resources in public City spaces, displaying educational posters, and providing information on the City's website. Outreach and education materials are also available thru the Housing Authority of Snohomish County's (HASCO) webpage.

The City has taken steps to improve knowledge of and access to resources related to Fair Housing utilizing its website, public access cable channel, as well as in public buildings and at City Sponsored functions.

During the 2014 program year, the City worked to reduce barriers to affordable housing by awarding CDBG funds to projects that help develop or maintain decent and safe affordable housing for low-to-moderate income persons in our community. The City has seen construction of two new multi-family complexes which have taken advantage of the Residential Density Incentives, which allow developers increased density in exchange for rental housing permanently priced to serve nonelderly low-income households or designed and permanently priced to serve low-income senior citizens. Though recent projects in the City utilizing these incentives were not funded by CDBG, it is promising that progress is being made in Marysville to provide additional affordable housing.

The City continues to coordinate with Community Transit and the Puget Sound Regional Council to ensure local housing strategies are coordinated with local and regional transportation planning strategies to ensure to the extent practicable that residents of affordable housing have access to public transportation.

The City will continue to pursue the Lead-based Paint Strategy and Anti-poverty Strategy as described in the Strategic Plan to evaluate and reduce the number of housing units containing lead-based paint hazards and reduce the number of poverty level families. The City has worked with Subrecipients to ensure that clients are provided information regarding Lead-based Paint upon application for services.

The City has actively sought funding sources in addition to CDBG to leverage its resources. Grant funds for Park improvements were applied for and received from Washington Wildlife Recreation Program (WWRP). Grant funds from Transportation Improvement Board, Freight and Mobility Strategic Investment Board, Safe Routes to School Program, Pedestrian and Bike Program, Highway Safety Improvement Program Grant, Surface Transportation Program, Congestion Mitigation and Air Quality Program, and Tiger were used for multiple road improvement projects throughout the City.

Managing the Process

The City monitors the performance of the Subrecipient against goals and performance standards throughout the year. Projects funded by the City are expected to maintain high standards. Performance reports are reviewed by the Citizens Advisory Committee (CAC). Standards and procedures are further outlined below:

- The City will monitor projects closely to ensure that Subrecipient staff members have a good understanding of contractual requirements, project and fiscal administration, performance standards, recordkeeping, and reporting. Issues that need clarification will be addressed.
- All projects will be monitored. Projects that need guidance in achieving performance measures or adhering to contractual requirements will receive technical assistance. Subrecipient staff will be required to attend a meeting with City staff, and/or will receive an on-site monitoring visit.
- Monitoring concerns/findings will be reviewed with Subrecipient staff and documented in writing.

- When applicable, corrective action will be required on a timely basis. Additional time for corrective action may be allowed on a case-by-case basis.
- Subrecipients will be required to provide supporting documentation verifying that deficiencies have been corrected.
- Failure to take corrective action could lead to the withholding or loss of funding to a subrecipient.

Quarterly Reports are required to be submitted by subrecipients and are reviewed to be sure that progress is being made towards each entities specific goals. Staff also monitors compliance when subrecipients submit requests for reimbursement.

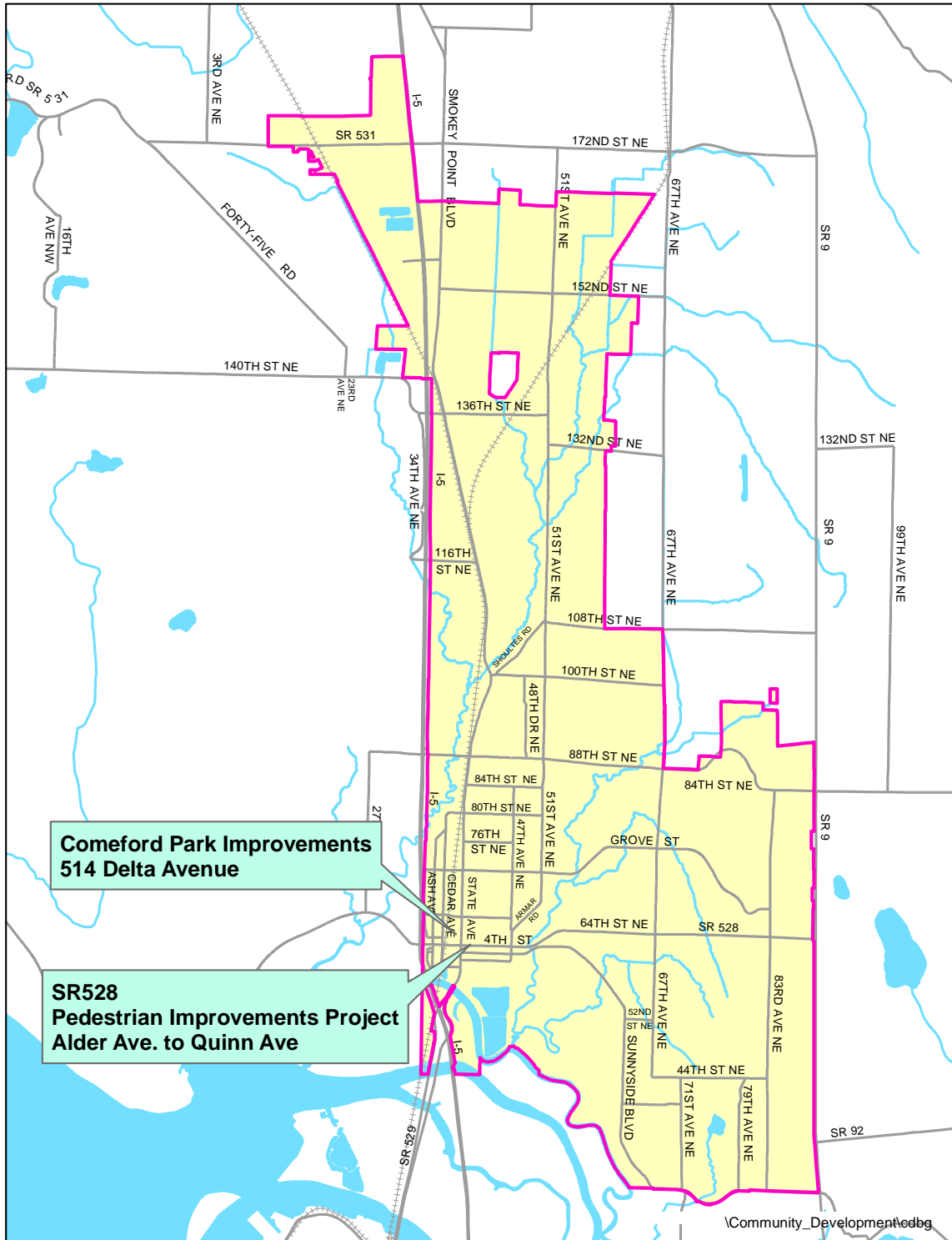
By monitoring the Subrecipients activities on a regular basis, the City is able to keep abreast of progress towards goals and performance, provide assistance when needed, and ultimately enable program and comprehensive plan compliance.

Citizen Participation

T The Draft CAPER was released for public comment on August 29, 2015. The Draft and solicitation for comments was published in the Marysville Globe, copies were available on the City's Webpage as well as at City Buildings. A public hearing was held on September 14, 2015 to solicit additional comments.

The City continues to use its citizen participation process to solicit public comments on local priorities and objectives for CDBG funds and to receive feedback on progress made towards meeting the local strategies and objectives. The 9-member Citizen Advisory Committee (CAC) for Housing and Community Development enables the City to enhance the level of guidance from the community, coordination between public and nonprofit agencies, and support further development of the institutional structure. The CAC is an integral part of the review and decision making process as related to awarding CDBG funds as well as communicating the program throughout the city.

Figure 1: Program Year 2014 - Capital Projects

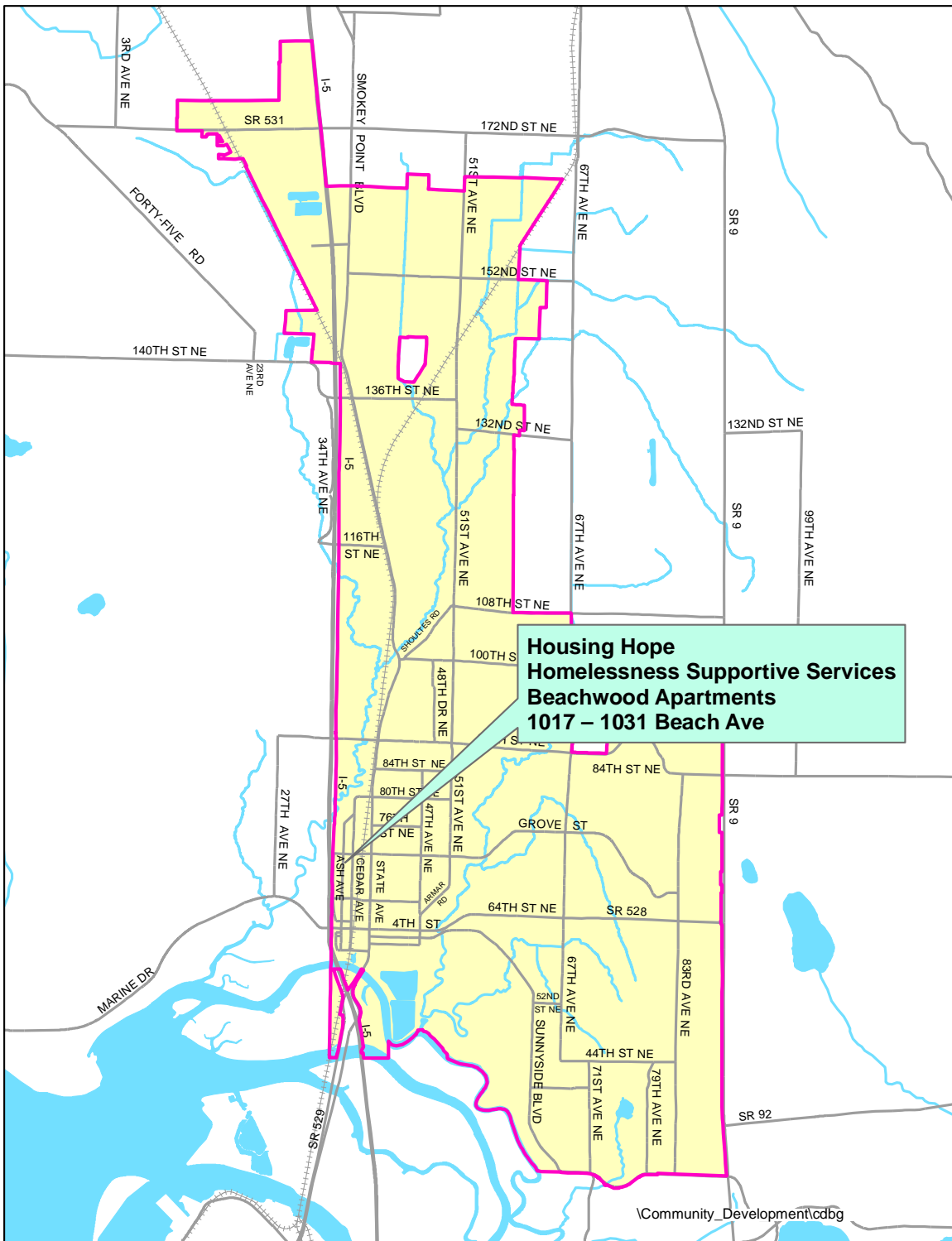


CAPITAL PROJECTS LOCATED CITY-WIDE

¹Senior Services of Snohomish County – Minor Home Repair

²City of Marysville – Revolving Loan Program

Figure 2: Program Year 2014 - Public Services Projects



PUBLIC SERVICES LOCATED CITY-WIDE

¹Catholic Community Services – Volunteer Chore Services

²Domestic Violence Services of Snohomish County – Legal Advocacy Services

Institutional Structure

The city works directly with the implementing agencies identified in its 2012-2016 Consolidated Plan to help coordinate their efforts and attempt to identify and fill any gaps in the existing delivery system that may hamper optimal implementation of CDBG funded activities.

Based on research and observation, and also the input from implementing agencies, it has become apparent that the homelessness problem has continued to grow in Marysville. The City has been working more closely with not only implementing agencies, but also agencies that do not receive CDBG funds to determine the best way to address the growing problem.

The City has also taken steps to increase communication and notice related to the CDBG application process. A brochure was created which highlights the ways in which CDBG funds have been utilized to enhance the community as well as how other private industry, nonprofit organizations, community and faith-based organizations, philanthropic organizations, and public institutions can apply for CDBG funds. A more comprehensive list of agencies that will be contacted at time of grant application release has been created in conjunction with other local jurisdictions.

Monitoring

The City has implemented a biennial grant application process. On September 1, 2013, Grant Applications were released for PY2014 and 2015. Public meetings for review and approval of the Grant Applications were held on October 22, 2013 and November 5, 2013. Technical Assistance is available to applicants and includes answering questions about CDBG regulations, discussing the proposed project, or services, compliance with program regulations and City policies, reviewing the application requirements, and determining an applicant's project's, or services, potential eligibility for funding. Applications received on or before the deadline were reviewed for completeness, eligibility, and scored and rated as to how well they met the established goals and criteria. The Citizen Advisory Committee reviews applications and conducts interviews with applicants before making a funding recommendation to the City Council. The final recommendations are included in the Action Plan. The City Council affirmed and approved the CAC's funding recommendation on December 9, 2013.

Organizations selected to provide services utilizing CDBG funds sign a subrecipient agreement which outlines roles and obligations of the City and subrecipient, and provides a framework for monitoring. Organizations awarded funds are required to provide quarterly reports as well as other reports throughout the year as determined by the specific type of project. All CDBG funded activities which qualify under Low/Mod Limited Clientele (LMC) benefit are required to collect data and report the number of clients served by income, race and ethnicity.

The City provides technical assistance throughout the completion of the activity to ensure that program requirements are being met and funds are expended in a timely way, and is implementing a policy of conducting at least one on-site review prior to close-out ensuring that projects under contract are meeting identified goals and outcomes. All subrecipients monitored have been very responsive to suggestions from staff to strengthen their

programs and improve procedures. We continue to work with organizations who have been awarded funds but for various reasons have been unable to move forward with their project.

On-site reviews are conducted to ensure subrecipients are progressing towards specific goals. Capital projects generally receive quarterly on-site visits. On-site visits for Public Service subrecipients are conducted to ensure proper maintenance of records and that adequate record keeping practices are in place. These on-site visits allow additional interface with subrecipients as well as enabling the City to maintain open communication lines with subrecipients.

Based upon review of the City's performance and accomplishments during the past year, the City is meeting the objectives outlined in the 2012-2016 Consolidated Plan. The City has taken an active role addressing the special needs populations within the community. The City actively pursued the resources identified in its 2012-2016 Consolidated Plan and 2014 Annual Action Plan that it would use to carry out the programs and activities. Target populations were assisted in ways which allowed them to increase the safety and livability of their homes, as well the availability of training and resources to enable them to obtain and maintain jobs and more permanent income and housing. Facilities in target areas were awarded funds which enabled them to improve their function and accessibility in the community.

The City funded agencies that assist low-moderate income populations and special needs populations. Based on reports obtained as a result of monitoring, we were able to see that many of the agencies funded actually surpassed their goals.

The minor home repair and chore services programs were both very successful in serving senior and special needs populations and enabling them to remain in their homes and feel less isolated and more independent. The SR528 Pedestrian Improvement project, once completed, will address a gap in infrastructure in a low income neighborhood and provide a safer way for users to reach the local schools as well as athletic fields in the neighborhood. The Comeford Park Improvement Project, which included a Spray Park that was funded in previous years, was fully completed with PY2014 funds. The park is in a low income neighborhood which can be used by neighbors free of charge. The improvements to this park have been a great asset to the neighborhood and the City as a whole; increasing safety, reducing crime, and providing free recreation to low-moderate income families.

During PY 2014, the City of Marysville continued to evaluate its processes to assure adherence to Federal regulations as it administers Federal funds. The City feels it is adhering to and making progress in implementing the 2012-2016 Consolidated Plan through its funding priorities and competitive process. In PY 2014, all activities carried out with CDBG funds benefited low- and very low-income people in Marysville.

Currently, the City is considered timely in funding distribution per HUD guidelines. Most projects funded with CDBG funds continue on schedule and with adequate progress, and on budget. City Staff keeps a close eye on capital projects that are not specifically required by regulation to be completed within a certain timeframe. When there are delays, staff ensures there is adequate progress and assurance the project will reach successful completion. Major goals of both the Consolidated Plan and individual projects identified in the City's Annual Action Plan are being met in a timely manner.

The City reviews all projects included in its Annual Action Plan. Any substantial change to a project scope or amount of funds would be processed as an amendment to the Action Plan

and follow the public notification requirements of the Citizen Participation Plan. There were no substantial amendments made to the 2014 Action Plan.

The City has been working on research, development, and implementation of the Revolving Loan Program. This type of program is much more complex and involved than initially understood. We continue to work to determine the feasibility and implementation of this type of program.

No funds have been expended for the SR528 Pedestrian Improvement Project to date. This project was awarded funds for both Program Years 2014 and 2015. Funds from both years are needed to complete the project. Additionally, as the project will be crossing a state highway, WSDOT review and approval was needed, and just recently granted. The Public Works Department currently anticipates going out to bid by the end of 2015 and completion of the project by the end of the 2015 Program Year (June 2016).

Projects that had been delayed from PY 2013 have since been completed, or are nearing completion.

Table 3 below depicts how funds committed to each subrecipient as well as what has been expended as of the date of this report.

Table 3: FY2014 CDBG Program Expenditures

Organization	Activity	Amount Committed	Amount Expended
AFFORDABLE HOUSING			
Senior Services of Snohomish County	Minor Home Repair	\$65,000.00	\$65,000.00
City of Marysville	Revolving Loan Program	\$70,436.00	\$0.00
HOMELESS			
Housing Hope	"Beachwood Apartments" Supportive Services - Homelessness	\$17,700.00	\$17,000.00
NON-HOMELESS SPECIAL NEEDS			
Catholic Community Services	Volunteer Chore Services	\$5,000.00	\$5,000.00
COMMUNITY DEVELOPMENT - INFRASTRUCTURE			
City of Marysville PW	SR528 Pedestrian Improvements	\$80,000.00	\$0.00
COMMUNITY DEVELOPMENT – PUBLIC FACILITIES			
City of Marysville Parks	Comeford Park Improvement	\$35,500.00	\$30,004.95
COMMUNITY DEVELOPMENT – PUBLIC SERVICES			
Domestic Violence – Legal Advocacy	Legal Services	\$15,000.00	\$15,000.00
PLANNING AND ADMINISTRATION			
City of Marysville	Planning and Administration	\$71,650.00	\$71,650.00

Lead-based Paint

The City requires subrecipients to notify clients of hazards of lead-based paint. These requirements are outlined in the Subrecipient Agreement. The subrecipient achieves this by giving each client a Lead Based Paint pamphlet and having them sign an acknowledgment of receipt. These documents are available for review upon HUD's request. This document is added to each client's permanent file. In addition, each client file folder has the below acknowledgment for staff:

Home built after 1978 - LBP Requirements are not required.

Home built before 1978 - Each work order will include the following statement:

"The repair work does not exceed exceeds the threshold necessary for additional LBP testing. (If the work exceeds the threshold, and CDBG funds will be utilized, the necessary requirements will be followed and documented.)"

Included in their Program Guidelines Manual are specifics of the hazards lead-based paint poses, how it can become airborne, HUD's regulations, and the subrecipient's specific practices for dealing with lead-based paint. The City has access to these client files upon monitoring visits. The City continues to ensure that this information is provided to clients by the subrecipient.

The City received a notice from EPA regarding Lead Based Paint, requesting that the City require proof that contractors are certified as an RRP firm and renovator as a condition of issuing permits for renovations of homes, childcare facilities, and pre-schools built before 1978. The City is considering implementing this in the future for all projects, not just those funded by CDBG.

HOUSING

Housing Needs

The city allocated CDBG funding to two non-profit housing agencies which provide rehab assistance and chore services to low- to- moderate income households. These programs help recipients remain in their homes by completing repairs and chores which would otherwise not be addressed. Without necessary repairs and maintenance, the livability of some of the units could be affected.

Funds were also awarded to an agency which provides affordable housing and comprehensive services to individuals and families experiencing or at risk of homelessness. The project services 20 families (70 individuals) living at the Beachwood Apartment complex in the city. All households are low to extremely low income. The goals of the project are to maintain permanent housing, increase life skills and increase earned income.

Specific Housing Objectives

In pursuing the strategies and objectives outlined in the 2012-2016 Consolidated Plan, as well as the recently adopted 2015-2019 Consolidated Plan, and over the next four years, the City anticipates increasing the affordability of decent rental and owned housing units for Marysville's low- and moderate-income residents, as well as the availability and accessibility of decent housing for people who are homeless or have special needs.

In the first three Program Years, the availability, accessibility, and sustainability of a suitable living environment for low- and moderate-income residents has increased due to infrastructure and public facilities improvements, support for public services, employment-related public services, and economic development which enhanced the availability and accessibility of economic opportunities for those in need. Allotted funds facilitated the completion a park rehabilitation project at Comeford Park consisting of upgrades including the opening of a Spray Park, park furniture, safety fencing, and more; and the initial design and review process for a Pedestrian Safety Improvement project. These projects improved and will continue to improve the availability, accessibility, and sustainability of suitable living environments for low- and moderate-income residents.

Public Housing Strategy

Housing Authority of Snohomish County (HASCO) provides affordable housing, enhances quality of life, and builds safer and stronger communities. The Housing Authority provides informational materials to residents on public transportation, specialized transportation, employment Assistance, VAWA, and more.

The City works in conjunction with HASCO to achieve its public housing goals. HASCO owns 354 rental units in the City, 84 of which serve senior/disabled households. HASCO also owns a group home with 7 beds of short-term transitional housing for homeless families with children in Marysville.

Case Managers visit residents weekly at the facility Marysville CDBG funds aid in supporting, Beachwood Apartments. Case managers address daily problems, reinforce successes and offer guidance including basic education, access to child support, legal remedies, quality childcare, and preparation for employment. Residents can utilize rent subsidies they've

earned during their successful stay in the Transitional Living Program when they move on to permanent housing. This program has been, and continues to be successful, continually exceeding its annual goals.

Barriers to Affordable Housing

The City of Marysville recognizes that there are barriers that prevent access to affordable housing for some populations.

With the financial assistance of PY2014 CDBG funding, Senior Services of Snohomish County and Catholic Community Services are providing housing rehabilitation assistance to homeowners. These activities are ongoing. Housing Hope received CDBG funds and provides services for affordable housing as well as comprehensive services including basic education, employment preparation, and childcare, to individuals and families experiencing or at risk of homelessness.

HOMELESS

Homeless Needs

In PY2014, The City of Marysville awarded CDBG funds a non-profit organization within the community who provide supportive services for those in need, Housing Hope. Housing Hope provides affordable housing and comprehensive services to individuals and families experiencing or at risk of homelessness. The project services 20 families (70 individuals) living at the Beachwood Apartment complex in the city. All households are low to extremely low income. The goals of the project are to maintain permanent housing, increase life skills and increase earned income. Residents can utilize rent subsidies they've earned during their successful stay in the Transitional Living Program when they move on to permanent housing.

No new Federal resources were obtained from Homeless SuperNOFA.

Specific Homeless Prevention Elements

In Program Year 2014, CDBG funds were utilized to fund programs which provide low income seniors and disabled persons with services that improve the safety and livability of their homes. Approximately 40 households benefited from these programs. All of the households served are extremely low-, low-, and moderate-income persons. These services allow residents to remain in their homes in situations where the dwelling would otherwise be rendered un-safe or un-inhabitable due to disrepair.

The city is not a recipient of Emergency Shelter Grants (ESG) or of Homelessness Prevention and Rapid Re-Housing Program (HPRP) funds. Furthermore, the city did not allocate any PY2014 CDBG funding to assist with payments for emergency lodging, rental assistance or mortgage assistance to prevent homelessness.

COMMUNITY DEVELOPMENT

Community Development

The City utilized CDBG funds to provide SR528 Pedestrian Improvement Project to improve both pedestrian and traffic safety along State Route 528, also known as 64th Avenue NE. This project will allow for better, safer access to the Liberty Elementary School and Asbery Athletic Fields for those citizens within the community utilizing these facilities. The project will include a mid-block, full pedestrian signal between Quinn and Cedar Avenue. This project received funding for both Program Years 2014 and 2015 and is anticipated to be completed by the end of PY 2015.

The Comeford Park Improvement Project was completed, which includes the Spray Park component which was completed with PY 2013 funds, site furnishings, safety fencing. Since it's opening in June of 2014, the Spray Park has been heavily used and has proven to be a great asset to not only the neighborhood, but the City as a whole. The additional improvements have afforded this project improved safety and access, and continues to be very popular in the community.

The City has complied with all Federal Overlay requirements for all projects and activities undertaken during the 2013/2014 Program Years.

Citizen participation and comments have been solicited through the use of public notices in the local newspaper, direct notification via email to local non-profit collaborations on listserv groups, and mailings to services agencies, service providers, neighborhood groups and other interested parties.

Public meetings and hearings have been held in accordance with the City's Citizen Participation Plan providing an opportunity for community input into what services, projects, or activities the City undertook with Community Development Block Grant funds.

The City has allocated funding to two non-profit housing agencies to perform housing rehabilitation/chore activities. The agencies include Senior Services of Snohomish County and Catholic Community Services. Senior Services served 149 individuals and 78 Households with the \$65,000 of granted CDBG funds. Catholic Community Services was able to serve 40 individuals and 39 Households with \$5,000 they were awarded.

Antipoverty Strategy

CDBG funds were allocated to non-profit organizations which provide service for low and very low income persons, the homeless, and those at risk of becoming homeless. Funding was provided to agencies that provide counseling, transitional housing, employment skills and childcare to low and very low income individuals and families. CDBG funds were committed to activities to maintain and expand the supply of decent, safe, and affordable housing.

NON-HOMELESS SPECIAL NEEDS

Non-homeless Special Needs

Consistent with priority needs identified in the Consolidated Plan, during PY2014 the City provided funding for the following activities that addressed priority special needs populations:

- The City provided CDBG funds to Senior Services of Snohomish County to administer the Home Rehabilitation Program. This Program targets low-income seniors and disabled homeowners in need of minor home repairs which provide them with a safer and healthier living environment.
- The City provided CDBG funds to Catholic Community Services to administer the Chore Services Program to assist low-income seniors and disabled homeowners with chore-level in home services.

Specific HOPWA Objectives

The City of Marysville does not directly receive Housing Opportunities for Persons with AIDS (HOPWA) funds as a result the HOPWA needs are unquantifiable.

HOPWA funded programs available to The City of Marysville residents are administered through the City of Seattle, Human Services.

Appendix A



U.S. Department of Housing and Urban Development
 Office of Community Planning and Development
 Integrated Disbursement and Information System
 CDBG Activity Summary Report (GPR) for Program Year 2014
 MARYSVILLE

Date: 26-Aug-2015
 Time: 10:20
 Page: 1

PGM Year: 2013
Project: 0006 - PY2013 - Affordable Housing
IDIS Activity: 15 - Senior Services of Snohomish County

Status: Completed 7/30/2014 12:00:00 AM
Location: 9810 State Ave Unit 24 Marysville, WA 98270-2269

Objective: Create suitable living environments
Outcome: Availability/accessibility
Matrix Code: Rehab; Single-Unit Residential (14A) **National Objective:** LMH

Initial Funding Date: 01/24/2014

Description:
 Provides minor home repairs for seniors and disabled adults, creating a safer living environment and allowing them to stay in their homes

Financing

	Fund Type	Grant Year	Grant	Funded Amount	Drawn In Program Year	Drawn Thru Program Year
CDBG	EN	Pre-2015		\$64,367.00	\$0.00	\$0.00
		2012	B12MC530023		\$0.00	\$426.90
		2013	B13MC530023		\$28,015.43	\$63,940.10
Total	Total			\$64,367.00	\$28,015.43	\$64,367.00

Proposed Accomplishments

Housing Units : 40

Actual Accomplishments

Number assisted:

	Owner		Renter		Total		Person	
	Total	Hispanic	Total	Hispanic	Total	Hispanic	Total	Hispanic
White:	67	0	0	0	67	0	0	0
Black/African American:	0	0	0	0	0	0	0	0
Asian:	0	0	0	0	0	0	0	0
American Indian/Alaskan Native:	1	0	0	0	1	0	0	0
Native Hawaiian/Other Pacific Islander:	0	0	0	0	0	0	0	0
American Indian/Alaskan Native & White:	0	0	0	0	0	0	0	0
Asian White:	0	0	0	0	0	0	0	0
Black/African American & White:	0	0	0	0	0	0	0	0
American Indian/Alaskan Native & Black/African American:	0	0	0	0	0	0	0	0
Other multi-racial:	9	0	0	0	9	0	0	0
Asian/Pacific Islander:	0	0	0	0	0	0	0	0
Hispanic:	0	0	0	0	0	0	0	0
			Item 4 - 20				0	0
Total:	77	0	0	0	77	0	0	0



U.S. Department of Housing and Urban Development
 Office of Community Planning and Development
 Integrated Disbursement and Information System
 CDBG Activity Summary Report (GPR) for Program Year 2014
 MARYSVILLE

Date: 26-Aug-2015
 Time: 10:20
 Page: 2

Female-headed Households: 56 0 56

Income Category:

	Owner	Renter	Total	Person
Extremely Low	51	0	51	0
Low Mod	23	0	23	0
Moderate	3	0	3	0
Non Low Moderate	0	0	0	0
Total	77	0	77	0
Percent Low/Mod	100.0%		100.0%	

Annual Accomplishments

Years	Accomplishment Narrative	# Benefiting
2013	Goals were accomplished and were exceeded for the entire project year. 248% of Year To Date goal was accomplished.	



U.S. Department of Housing and Urban Development
 Office of Community Planning and Development
 Integrated Disbursement and Information System
 CDBG Activity Summary Report (GPR) for Program Year 2014
 MARYSVILLE

Date: 26-Aug-2015
 Time: 10:20
 Page: 3

PGM Year: 2013
Project: 0002 - PY2013 - CDBG Planning and Administration
IDIS Activity: 16 - Planning and Administration
Status: Completed 7/9/2014 2:41:17 PM
Location: ,
Objective:
Outcome:
Matrix Code: General Program Administration (21A) **National Objective:**

Initial Funding Date: 02/20/2014

Description:
 Planning and Administration of CDBG program

Financing

	Fund Type	Grant Year	Grant	Funded Amount	Drawn In Program Year	Drawn Thru Program Year
CDBG	EN	Pre-2015		\$64,000.00	\$0.00	\$0.00
		2013	B13MC530023		\$0.00	\$64,000.00
Total	Total			\$64,000.00	\$0.00	\$64,000.00

Proposed Accomplishments

Actual Accomplishments

<i>Number assisted:</i>	Owner		Renter		Total		Person	
	Total	Hispanic	Total	Hispanic	Total	Hispanic	Total	Hispanic
White:					0	0		
Black/African American:					0	0		
Asian:					0	0		
American Indian/Alaskan Native:					0	0		
Native Hawaiian/Other Pacific Islander:					0	0		
American Indian/Alaskan Native & White:					0	0		
Asian White:					0	0		
Black/African American & White:					0	0		
American Indian/Alaskan Native & Black/African American:					0	0		
Other multi-racial:					0	0		
Asian/Pacific Islander:					0	0		
Hispanic:					0	0		
Total:	0	0	0	0	0	0	0	0
Female-headed Households:			Item 4 - 22		0			



U.S. Department of Housing and Urban Development
Office of Community Planning and Development
Integrated Disbursement and Information System
CDBG Activity Summary Report (GPR) for Program Year 2014
MARYSVILLE

Date: 26-Aug-2015

Time: 10:20

Page: 4

Income Category:

	Owner	Renter	Total	Person
Extremely Low			0	
Low Mod			0	
Moderate			0	
Non Low Moderate			0	
Total	0	0	0	0
Percent Low/Mod				

Annual Accomplishments

No data returned for this view. This might be because the applied filter excludes all data.



U.S. Department of Housing and Urban Development
 Office of Community Planning and Development
 Integrated Disbursement and Information System
 CDBG Activity Summary Report (GPR) for Program Year 2014
 MARYSVILLE

Date: 26-Aug-2015
 Time: 10:20
 Page: 5

PGM Year: 2013
Project: 0005 - PY2013 - Infrastructure
IDIS Activity: 17 - 10th Street Sidewalk Improvements

Status: Completed 7/1/2014 12:00:00 AM
Location: 80 Columbia Ave Marysville, WA 98270-5130

Objective: Create suitable living environments
Outcome: Availability/accessibility
Matrix Code: Sidewalks (03L) **National Objective:** LMA

Initial Funding Date: 03/18/2014

Description:
 The 10th Street Sidewalk Improvement project will improve both pedestrian and traffic safety along 10th Street and Cedar Avenue thereby promoting better access to the Boys & Girls Club and Cedar Field for those citizens within the community utilizing these facilities.

Financing

	Fund Type	Grant Year	Grant	Funded Amount	Drawn In Program Year	Drawn Thru Program Year
CDBG	EN	Pre-2015		\$20,000.00	\$0.00	\$0.00
		2013	B13MC530023		\$0.00	\$20,000.00
Total	Total			\$20,000.00	\$0.00	\$20,000.00

Proposed Accomplishments
 Public Facilities : 1,000
 Total Population in Service Area: 823
 Census Tract Percent Low / Mod: 68.90

Annual Accomplishments

Years	Accomplishment Narrative	# Benefiting
2013	Sidewalks on 10th Street were completed on time and within budget. Performance measures were met post construction.	



U.S. Department of Housing and Urban Development
 Office of Community Planning and Development
 Integrated Disbursement and Information System
 CDBG Activity Summary Report (GPR) for Program Year 2014
 MARYSVILLE

Date: 26-Aug-2015
 Time: 10:20
 Page: 6

PGM Year: 2013
Project: 0003 - PY2013 - Non-homeless Special Needs
IDIS Activity: 18 - Catholic Community Services - Volunteer Chore Services

Status: Completed 7/30/2014 12:00:00 AM
Location: 1918 Everett Ave Everett, WA 98201-3607

Objective: Create suitable living environments
Outcome: Availability/accessibility
Matrix Code: Senior Services (05A) **National Objective:** LMC

Initial Funding Date: 01/24/2014

Description:
 Provides on-going chore-level services to elderly and functionally disabled adults at risk of losing their independence and/or safety at home. Services include assistance with housework, shopping, errands, laundry, yard work, moving, household repairs, wood provision, monitoring and communications.

Financing

	Fund Type	Grant Year	Grant	Funded Amount	Drawn In Program Year	Drawn Thru Program Year
CDBG	EN	Pre-2015		\$9,000.00	\$0.00	\$0.00
		2012	B12MC530023		\$0.00	\$2,563.65
		2013	B13MC530023		\$988.69	\$6,436.35
Total	Total			\$9,000.00	\$988.69	\$9,000.00

Proposed Accomplishments

People (General) : 95

Actual Accomplishments

Number assisted:

	Owner		Renter		Total		Person	
	Total	Hispanic	Total	Hispanic	Total	Hispanic	Total	Hispanic
White:	0	0	0	0	0	0	26	0
Black/African American:	0	0	0	0	0	0	0	0
Asian:	0	0	0	0	0	0	0	0
American Indian/Alaskan Native:	0	0	0	0	0	0	0	0
Native Hawaiian/Other Pacific Islander:	0	0	0	0	0	0	0	0
American Indian/Alaskan Native & White:	0	0	0	0	0	0	0	0
Asian White:	0	0	0	0	0	0	0	0
Black/African American & White:	0	0	0	0	0	0	0	0
American Indian/Alaskan Native & Black/African American:	0	0	0	0	0	0	0	0
Other multi-racial:	0	0	0	0	0	0	0	0
Asian/Pacific Islander:	0	0	0	0	0	0	0	0
Hispanic:	0	0	Item 4 - 25	0	0	0	0	0
Total:	0	0	0	0	0	0	26	0



U.S. Department of Housing and Urban Development
 Office of Community Planning and Development
 Integrated Disbursement and Information System
 CDBG Activity Summary Report (GPR) for Program Year 2014
 MARYSVILLE

Date: 26-Aug-2015
 Time: 10:20
 Page: 8

PGM Year: 2013
Project: 0007 - PY2013 - Public Facilities
IDIS Activity: 19 - Comeford Park Improvements

Status: Open
Location: 6915 Armar Rd Marysville, WA 98270-4414

Objective: Create suitable living environments
Outcome: Availability/accessibility
Matrix Code: Parks, Recreational Facilities (03F) **National Objective:** LMA

Initial Funding Date: 03/18/2014

Description:
 The Comeford Park Improvement project will provide significant improvements throughout the entire park including a spray park and creating much needed updates as well safety features that will support significant programmed changes to the City's only downtown public recreation facility.

Financing

	Fund Type	Grant Year	Grant	Funded Amount	Drawn In Program Year	Drawn Thru Program Year
CDBG	EN	Pre-2015		\$50,000.00	\$0.00	\$0.00
		2014	B14MC530023		\$2,153.31	\$2,153.31
Total	Total			\$50,000.00	\$2,153.31	\$2,153.31

Proposed Accomplishments
 Public Facilities : 1
 Total Population in Service Area: 823
 Census Tract Percent Low / Mod: 68.90

Annual Accomplishments
 No data returned for this view. This might be because the applied filter excludes all data.



U.S. Department of Housing and Urban Development
 Office of Community Planning and Development
 Integrated Disbursement and Information System
 CDBG Activity Summary Report (GPR) for Program Year 2014
 MARYSVILLE

Date: 26-Aug-2015
 Time: 10:20
 Page: 9

PGM Year: 2013
Project: 0008 - PY2013 - Public Services
IDIS Activity: 20 - Housing Hope - Beachwood Apartments

Status: Completed 7/30/2014 12:00:00 AM
Location: 5830 Evergreen Way Everett, WA 98203-3748

Objective: Provide decent affordable housing
Outcome: Availability/accessibility
Matrix Code: Public Services (General) (05) **National Objective:** LMC

Initial Funding Date: 02/20/2014

Description:

Provides affordable housing and comprehensive services to individuals and families experiencing or at risk of homelessness. Services include case management; adult education; employment training; parent education and support; life skills training; child care; and supported access to critical community services such as mental health and substance abuse treatment.

Financing

	Fund Type	Grant Year	Grant	Funded Amount	Drawn In Program Year	Drawn Thru Program Year
CDBG	EN	Pre-2015		\$9,800.00	\$0.00	\$0.00
		2013	B13MC530023		\$1,420.08	\$9,800.00
Total	Total			\$9,800.00	\$1,420.08	\$9,800.00

Proposed Accomplishments

People (General) : 70

Actual Accomplishments

Number assisted:

	Owner		Renter		Total		Person	
	Total	Hispanic	Total	Hispanic	Total	Hispanic	Total	Hispanic
White:	0	0	0	0	0	0	58	13
Black/African American:	0	0	0	0	0	0	2	0
Asian:	0	0	0	0	0	0	0	0
American Indian/Alaskan Native:	0	0	0	0	0	0	3	0
Native Hawaiian/Other Pacific Islander:	0	0	0	0	0	0	0	0
American Indian/Alaskan Native & White:	0	0	0	0	0	0	0	0
Asian White:	0	0	0	0	0	0	0	0
Black/African American & White:	0	0	0	0	0	0	4	0
American Indian/Alaskan Native & Black/African American:	0	0	0	0	0	0	0	0
Other multi-racial:	0	0	0	0	0	0	9	0
Asian/Pacific Islander:	0	0	0	0	0	0	0	0
Hispanic:	0	0	Item 4 - 28	0	0	0	0	0
Total:	0	0	0	0	0	0	76	13



U.S. Department of Housing and Urban Development
 Office of Community Planning and Development
 Integrated Disbursement and Information System
 CDBG Activity Summary Report (GPR) for Program Year 2014
 MARYSVILLE

Date: 26-Aug-2015
 Time: 10:20
 Page: 10

Female-headed Households: 0 0 0

<i>Income Category:</i>	Owner	Renter	Total	Person
Extremely Low	0	0	0	64
Low Mod	0	0	0	9
Moderate	0	0	0	3
Non Low Moderate	0	0	0	0
Total	0	0	0	76
Percent Low/Mod				100.0%

Annual Accomplishments

Years	Accomplishment Narrative	# Benefitting
2013	The program was able to meet and exceed all of it's goals. 76 individual persons were served, 21 families assisted, and 23,972 bednights were provided. 95% of the homeless and at-risk homeless families maintained their current rental housing or moved to other stable, permanent housing. 100% of homeless and at-risk homeless employable adults increased their ability to obtain and maintain employment. 100% of homeless and at-risk homeless adults with long-term disability completed steps towards securing disability related income.	



U.S. Department of Housing and Urban Development
 Office of Community Planning and Development
 Integrated Disbursement and Information System
 CDBG Activity Summary Report (GPR) for Program Year 2014
 MARYSVILLE

Date: 26-Aug-2015
 Time: 10:20
 Page: 11

PGM Year: 2013
Project: 0003 - PY2013 - Non-homeless Special Needs
IDIS Activity: 21 - Quilceda Community Services

Status: Completed 7/1/2015 12:00:00 AM
Location: 9610 48th Dr NE Marysville, WA 98270-2310

Objective: Create suitable living environments
Outcome: Availability/accessibility
Matrix Code: Public Services (General) (05) **National Objective:** LMC

Initial Funding Date: 03/18/2014

Description:
 Willow Place Building Upgrades, including improved access, safety, structural and appliance repairs, and preservation and maintenance for the facility which serves Special needs adults

Financing

	Fund Type	Grant Year	Grant	Funded Amount	Drawn In Program Year	Drawn Thru Program Year
CDBG	EN	Pre-2015		\$23,250.00	\$0.00	\$0.00
		2013	B13MC530023		\$2,846.30	\$2,846.30
		2014	B14MC530023		\$20,403.70	\$20,403.70
Total	Total			\$23,250.00	\$23,250.00	\$23,250.00

Proposed Accomplishments

People (General) : 1

Actual Accomplishments

Number assisted:

	Owner		Renter		Total		Person	
	Total	Hispanic	Total	Hispanic	Total	Hispanic	Total	Hispanic
White:	0	0	0	0	0	0	63	0
Black/African American:	0	0	0	0	0	0	2	0
Asian:	0	0	0	0	0	0	1	0
American Indian/Alaskan Native:	0	0	0	0	0	0	0	0
Native Hawaiian/Other Pacific Islander:	0	0	0	0	0	0	1	0
American Indian/Alaskan Native & White:	0	0	0	0	0	0	0	0
Asian White:	0	0	0	0	0	0	1	0
Black/African American & White:	0	0	0	0	0	0	0	0
American Indian/Alaskan Native & Black/African American:	0	0	0	0	0	0	0	0
Other multi-racial:	0	0	0	0	0	0	0	0
Asian/Pacific Islander:	0	0	0	0	0	0	0	0
Hispanic:	0	0	Item 4 - 30	0	0	0	0	0
Total:	0	0	0	0	0	0	68	0



U.S. Department of Housing and Urban Development
 Office of Community Planning and Development
 Integrated Disbursement and Information System
 CDBG Activity Summary Report (GPR) for Program Year 2014
 MARYSVILLE

Date: 26-Aug-2015
 Time: 10:20
 Page: 12

Female-headed Households:	0	0	0	
<i>Income Category:</i>				
	Owner	Renter	Total	Person
Extremely Low	0	0	0	68
Low Mod	0	0	0	0
Moderate	0	0	0	0
Non Low Moderate	0	0	0	0
Total	0	0	0	68
Percent Low/Mod				100.0%

Annual Accomplishments

Years	Accomplishment Narrative	# Benefiting
2013	Many portions of the project were completed, creating a more interactive, enriching experience for visitors.	



U.S. Department of Housing and Urban Development
 Office of Community Planning and Development
 Integrated Disbursement and Information System
 CDBG Activity Summary Report (GPR) for Program Year 2014
 MARYSVILLE

Date: 26-Aug-2015
 Time: 10:20
 Page: 13

PGM Year: 2013
Project: 0006 - PY2013 - Affordable Housing
IDIS Activity: 22 - Housing Hope - Beachwood Apartment Playground Rehabilitation

Status: Completed 11/28/2014 12:00:00 AM **Objective:** Provide decent affordable housing
Location: 5830 Evergreen Way Everett, WA 98203-3748 **Outcome:** Availability/accessibility
Matrix Code: Public Services (General) (05) **National Objective:** LMC

Initial Funding Date: 02/20/2014

Description:
 Redesign and rehabilitate the existing playground at Beachwood Apartments.
 Phase I

Financing

	Fund Type	Grant Year	Grant	Funded Amount	Drawn In Program Year	Drawn Thru Program Year
CDBG	EN	Pre-2015		\$28,094.00	\$0.00	\$0.00
		2013	B13MC530023		\$28,094.00	\$28,094.00
Total	Total			\$28,094.00	\$28,094.00	\$28,094.00

Proposed Accomplishments

People (General) : 70

Actual Accomplishments

Number assisted:

	Owner		Renter		Total		Person	
	Total	Hispanic	Total	Hispanic	Total	Hispanic	Total	Hispanic
White:	0	0	0	0	0	0	65	13
Black/African American:	0	0	0	0	0	0	2	0
Asian:	0	0	0	0	0	0	0	0
American Indian/Alaskan Native:	0	0	0	0	0	0	3	0
Native Hawaiian/Other Pacific Islander:	0	0	0	0	0	0	0	0
American Indian/Alaskan Native & White:	0	0	0	0	0	0	0	0
Asian White:	0	0	0	0	0	0	0	0
Black/African American & White:	0	0	0	0	0	0	3	0
American Indian/Alaskan Native & Black/African American:	0	0	0	0	0	0	0	0
Other multi-racial:	0	0	0	0	0	0	3	0
Asian/Pacific Islander:	0	0	0	0	0	0	0	0
Hispanic:	0	0	0	0	0	0	0	0
Total:	0	0	0	0	0	0	76	13

Item 4 - 32



U.S. Department of Housing and Urban Development
 Office of Community Planning and Development
 Integrated Disbursement and Information System
 CDBG Activity Summary Report (GPR) for Program Year 2014
 MARYSVILLE

Date: 26-Aug-2015
 Time: 10:20
 Page: 14

Female-headed Households: 0 0 0

Income Category:

	Owner	Renter	Total	Person
Extremely Low	0	0	0	66
Low Mod	0	0	0	10
Moderate	0	0	0	0
Non Low Moderate	0	0	0	0
Total	0	0	0	76
Percent Low/Mod				100.0%

Annual Accomplishments

Years	Accomplishment Narrative	# Benefiting
2013	Project completed November 2014.	



U.S. Department of Housing and Urban Development
 Office of Community Planning and Development
 Integrated Disbursement and Information System
 CDBG Activity Summary Report (GPR) for Program Year 2014
 MARYSVILLE

Date: 26-Aug-2015
 Time: 10:20
 Page: 15

PGM Year: 2013
Project: 0007 - PY2013 - Public Facilities
IDIS Activity: 25 - Marysville Boys & Girls Club - Kitchen Improvements

Status: Completed 3/18/2015 12:00:00 AM
Location: 1010 Beach Ave Marysville, WA 98270-4225

Objective: Create suitable living environments
Outcome: Sustainability
Matrix Code: Youth Centers (03D) **National Objective:** LMC

Initial Funding Date: 03/18/2014

Description:
 Improve existing facilities in order to provide affordable, safe, and engaging youth services.

Financing

	Fund Type	Grant Year	Grant	Funded Amount	Drawn In Program Year	Drawn Thru Program Year
CDBG	EN	Pre-2015		\$10,000.00	\$0.00	\$0.00
		2013	B13MC530023		\$10,000.00	\$10,000.00
Total	Total			\$10,000.00	\$10,000.00	\$10,000.00

Proposed Accomplishments

Public Facilities : 1

Actual Accomplishments

Number assisted:

	Owner		Renter		Total		Person	
	Total	Hispanic	Total	Hispanic	Total	Hispanic	Total	Hispanic
White:	0	0	0	0	0	0	504	193
Black/African American:	0	0	0	0	0	0	30	0
Asian:	0	0	0	0	0	0	38	0
American Indian/Alaskan Native:	0	0	0	0	0	0	34	0
Native Hawaiian/Other Pacific Islander:	0	0	0	0	0	0	5	0
American Indian/Alaskan Native & White:	0	0	0	0	0	0	13	0
Asian White:	0	0	0	0	0	0	13	0
Black/African American & White:	0	0	0	0	0	0	13	0
American Indian/Alaskan Native & Black/African American:	0	0	0	0	0	0	26	0
Other multi-racial:	0	0	0	0	0	0	37	0
Asian/Pacific Islander:	0	0	0	0	0	0	0	0
Hispanic:	0	0	0	0	0	0	0	0
Total:	0	0	0	0	0	0	713	193
Female-headed Households:	0		0		0			



U.S. Department of Housing and Urban Development
 Office of Community Planning and Development
 Integrated Disbursement and Information System
 CDBG Activity Summary Report (GPR) for Program Year 2014
 MARYSVILLE

Date: 26-Aug-2015
 Time: 10:20
 Page: 16

Income Category:

	Owner	Renter	Total	Person
Extremely Low	0	0	0	165
Low Mod	0	0	0	154
Moderate	0	0	0	115
Non Low Moderate	0	0	0	279
Total	0	0	0	713
Percent Low/Mod				60.9%

Annual Accomplishments

Years	Accomplishment Narrative	# Benefitting
2013	Communication issues caused a delay in this project. Expected completion date is September 15, 2014	



U.S. Department of Housing and Urban Development
 Office of Community Planning and Development
 Integrated Disbursement and Information System
 CDBG Activity Summary Report (GPR) for Program Year 2014
 MARYSVILLE

Date: 26-Aug-2015
 Time: 10:20
 Page: 17

PGM Year: 2013
Project: 0007 - PY2013 - Public Facilities
IDIS Activity: 26 - Jennings Park Improvements

Status: Open
Location: 6915 Armar Rd Marysville, WA 98270-4414

Objective: Create suitable living environments
Outcome: Availability/accessibility
Matrix Code: Parks, Recreational Facilities (03F) **National Objective:** LMA

Initial Funding Date: 03/18/2014

Description:
 The Jennings Park Improvement project will provide significant improvements to the restroom facilities creating much needed updates and safety features that will support the local community.

Financing

	Fund Type	Grant Year	Grant	Funded Amount	Drawn In Program Year	Drawn Thru Program Year
CDBG	EN	Pre-2015		\$28,000.00	\$0.00	\$0.00
		2013	B13MC530023		\$10,566.72	\$10,566.72
		2014	B14MC530023		\$17,433.28	\$17,433.28
Total	Total			\$28,000.00	\$28,000.00	\$28,000.00

Proposed Accomplishments

Public Facilities : 1
 Total Population in Service Area: 2,414
 Census Tract Percent Low / Mod: 61.90

Annual Accomplishments

No data returned for this view. This might be because the applied filter excludes all data.



U.S. Department of Housing and Urban Development
 Office of Community Planning and Development
 Integrated Disbursement and Information System
 CDBG Activity Summary Report (GPR) for Program Year 2014
 MARYSVILLE

Date: 26-Aug-2015
 Time: 10:20
 Page: 18

PGM Year: 2014
Project: 0001 - PY2014 - Infrastructure SR528 Pedestrian Improvement
IDIS Activity: 28 - SR582 Pedestrian Safety Improvement

Status: Open
Location: 80 Columbia Ave Marysville, WA 98270-5130

Objective: Create suitable living environments
Outcome: Sustainability
Matrix Code: Street Improvements (03K) **National Objective:** LMA

Initial Funding Date: 10/01/2014

Description:
 Construct a new pedestrian signal crossing, including median and crosswalk improvements, on SR528 between Alder Ave and Quinn Ave improving accessibility and access to local schools and parks.

Financing

	Fund Type	Grant Year	Grant	Funded Amount	Drawn In Program Year	Drawn Thru Program Year
CDBG	EN	Pre-2015		\$80,000.00	\$0.00	\$0.00
Total	Total			\$80,000.00	\$0.00	\$0.00

Proposed Accomplishments
 People (General) : 10,000
 Total Population in Service Area: 823
 Census Tract Percent Low / Mod: 68.90

Annual Accomplishments
 No data returned for this view. This might be because the applied filter excludes all data.



U.S. Department of Housing and Urban Development
 Office of Community Planning and Development
 Integrated Disbursement and Information System
 CDBG Activity Summary Report (GPR) for Program Year 2014
 MARYSVILLE

Date: 26-Aug-2015
 Time: 10:20
 Page: 19

PGM Year: 2014
Project: 0003 - PY2014 - Public Facilities
IDIS Activity: 29 - Comeford Park Site Furnishings

Status: Open
Location: 514 Delta Ave Marysville, WA 98270-4540

Objective: Create economic opportunities
Outcome: Sustainability
Matrix Code: Parks, Recreational Facilities (03F) **National Objective:** LMA

Initial Funding Date: 10/01/2014

Description:

Provide site furnishings around spray park allowing project to be completed and open to local residents.

Financing

	Fund Type	Grant Year	Grant	Funded Amount	Drawn In Program Year	Drawn Thru Program Year
CDBG	EN	Pre-2015		\$33,500.00	\$0.00	\$0.00
		2014	B14MC530023		\$0.00	\$0.00
Total	Total			\$33,500.00	\$0.00	\$0.00

Proposed Accomplishments

Public Facilities : 1
 Total Population in Service Area: 1,338
 Census Tract Percent Low / Mod: 57.00

Annual Accomplishments

No data returned for this view. This might be because the applied filter excludes all data.



U.S. Department of Housing and Urban Development
 Office of Community Planning and Development
 Integrated Disbursement and Information System
 CDBG Activity Summary Report (GPR) for Program Year 2014
 MARYSVILLE

Date: 26-Aug-2015
 Time: 10:20
 Page: 20

PGM Year: 2014
Project: 0004 - PY2014 - Public Services
IDIS Activity: 30 - Domestic Violence Services - Legal Advocacy

Status: Completed 8/7/2015 11:26:11 AM
Location: PO Box 7 Everett, WA 98206-0007

Objective: Create suitable living environments
Outcome: Availability/accessibility
Matrix Code: Battered and Abused Spouses (05G) **National Objective:** LMC

Initial Funding Date: 10/01/2014

Description:

Provide legal advocacy to victims of domestic violence, including safety planning, education on navigating justice system, court preparation and support, protectionno-contactrestraininganti-harassment orders, immigration issues, and referrals as needed.

Financing

	Fund Type	Grant Year	Grant	Funded Amount	Drawn In Program Year	Drawn Thru Program Year
CDBG	EN	Pre-2015		\$15,000.00	\$0.00	\$0.00
		2013	B13MC530023		\$6,584.55	\$6,584.55
		2014	B14MC530023		\$8,415.45	\$8,415.45
Total	Total			\$15,000.00	\$15,000.00	\$15,000.00

Proposed Accomplishments

People (General) : 90

Actual Accomplishments

Number assisted:

	Owner		Renter		Total		Person	
	Total	Hispanic	Total	Hispanic	Total	Hispanic	Total	Hispanic
White:	0	0	0	0	0	0	53	6
Black/African American:	0	0	0	0	0	0	1	0
Asian:	0	0	0	0	0	0	2	0
American Indian/Alaskan Native:	0	0	0	0	0	0	0	0
Native Hawaiian/Other Pacific Islander:	0	0	0	0	0	0	0	0
American Indian/Alaskan Native & White:	0	0	0	0	0	0	1	0
Asian White:	0	0	0	0	0	0	0	0
Black/African American & White:	0	0	0	0	0	0	0	0
American Indian/Alaskan Native & Black/African American:	0	0	0	0	0	0	0	0
Other multi-racial:	0	0	0	0	0	0	3	0
Asian/Pacific Islander:	0	0	0	0	0	0	0	0
Hispanic:	0	0	Item 4 - 39	0	0	0	0	0
Total:	0	0	0	0	0	0	60	6



U.S. Department of Housing and Urban Development
 Office of Community Planning and Development
 Integrated Disbursement and Information System
 CDBG Activity Summary Report (GPR) for Program Year 2014
 MARYSVILLE

Date: 26-Aug-2015
 Time: 10:20
 Page: 21

Female-headed Households:

0 0 0

Income Category:

	Owner	Renter	Total	Person
Extremely Low	0	0	0	18
Low Mod	0	0	0	18
Moderate	0	0	0	18
Non Low Moderate	0	0	0	6
Total	0	0	0	60
Percent Low/Mod				90.0%

Annual Accomplishments

Years	Accomplishment Narrative	# Benefiting
2014		



U.S. Department of Housing and Urban Development
 Office of Community Planning and Development
 Integrated Disbursement and Information System
 CDBG Activity Summary Report (GPR) for Program Year 2014
 MARYSVILLE

Date: 26-Aug-2015
 Time: 10:20
 Page: 22

PGM Year: 2014
Project: 0006 - PY2014 - Homeless Housing and Supportive Services
IDIS Activity: 31 - Housing Hope - Beachwood Apartments Supportive Services

Status: Open **Objective:** Create economic opportunities
Location: 1017 Beach Ave Marysville, WA 98270-4266 **Outcome:** Sustainability
Matrix Code: Public Services (General) (05) **National Objective:** LMC

Initial Funding Date: 10/01/2014

Description:

Provides affordable housing and comprehensive services to individuals and families experiencing or at risk of homelessness. Services include case management; adult education; employment training; parent education and support; life skills training; child care; and supported access to critical community services such as mental health and substance abuse treatment.

Financing

	Fund Type	Grant Year	Grant	Funded Amount	Drawn In Program Year	Drawn Thru Program Year
CDBG	EN	Pre-2015		\$17,700.00	\$0.00	\$0.00
		2013	B13MC530023		\$9,510.35	\$9,510.35
		2014	B14MC530023		\$3,616.10	\$3,616.10
Total	Total			\$17,700.00	\$13,126.45	\$13,126.45

Proposed Accomplishments

People (General) : 70

Actual Accomplishments

Number assisted:

	Owner		Renter		Total		Person	
	Total	Hispanic	Total	Hispanic	Total	Hispanic	Total	Hispanic
White:	0	0	0	0	0	0	81	13
Black/African American:	0	0	0	0	0	0	2	0
Asian:	0	0	0	0	0	0	0	0
American Indian/Alaskan Native:	0	0	0	0	0	0	3	0
Native Hawaiian/Other Pacific Islander:	0	0	0	0	0	0	0	0
American Indian/Alaskan Native & White:	0	0	0	0	0	0	0	0
Asian White:	0	0	0	0	0	0	0	0
Black/African American & White:	0	0	0	0	0	0	3	0
American Indian/Alaskan Native & Black/African American:	0	0	0	0	0	0	0	0
Other multi-racial:	0	0	0	0	0	0	3	0
Asian/Pacific Islander:	0	0	Item 4 - 41	0	0	0	0	0
Hispanic:	0	0	0	0	0	0	0	0



U.S. Department of Housing and Urban Development
 Office of Community Planning and Development
 Integrated Disbursement and Information System
 CDBG Activity Summary Report (GPR) for Program Year 2014
 MARYSVILLE

Date: 26-Aug-2015
 Time: 10:20
 Page: 23

Total:	0	0	0	0	0	0	92	13	
Female-headed Households:	0		0		0				
<i>Income Category:</i>									
	Owner	Renter	Total						Person
Extremely Low	0	0	0						78
Low Mod	0	0	0						14
Moderate	0	0	0						0
Non Low Moderate	0	0	0						0
Total	0	0	0						92
Percent Low/Mod									100.0%

Annual Accomplishments

Years	Accomplishment Narrative	# Benefitting
2014	25 of 26 families, or 96% of homeless and at-risk of homelessness families maintained their current rental housing or moved to other permanent stable housing. 21 of 26, or 81% of homeless and at-risk of homelessness employable adults increased their ability to obtain and maintain employment. 18 of 19, or 95% of homeless and at-risk of homelessness adults with a long-term disability completed steps towards securing disability related income.	



U.S. Department of Housing and Urban Development
 Office of Community Planning and Development
 Integrated Disbursement and Information System
 CDBG Activity Summary Report (GPR) for Program Year 2014
 MARYSVILLE

Date: 26-Aug-2015
 Time: 10:20
 Page: 24

PGM Year: 2014
Project: 0007 - PY2014 - Affordable Housing
IDIS Activity: 32 - Senior Services of Snohomish County

Status: Completed 7/16/2015 12:00:00 AM
Location: 11424 36th Dr NE Marysville, WA 98271-8460

Objective: Provide decent affordable housing
Outcome: Affordability
Matrix Code: Rehab; Single-Unit Residential (14A) **National Objective:** LMH

Initial Funding Date: 10/01/2014

Description:
 Provides minor home repairs for seniors and disabled adults, creating a safer living environment and allowing them to stay in their homes

Financing

	Fund Type	Grant Year	Grant	Funded Amount	Drawn In Program Year	Drawn Thru Program Year
CDBG	EN	Pre-2015		\$65,000.00	\$0.00	\$0.00
		2013	B13MC530023		\$49,560.75	\$49,560.75
		2014	B14MC530023		\$15,439.25	\$15,439.25
Total	Total			\$65,000.00	\$65,000.00	\$65,000.00

Proposed Accomplishments

Housing Units : 60

Actual Accomplishments

Number assisted:

	Owner		Renter		Total		Person	
	Total	Hispanic	Total	Hispanic	Total	Hispanic	Total	Hispanic
White:	65	1	0	0	65	1	0	0
Black/African American:	0	0	0	0	0	0	0	0
Asian:	1	0	0	0	1	0	0	0
American Indian/Alaskan Native:	1	0	0	0	1	0	0	0
Native Hawaiian/Other Pacific Islander:	0	0	0	0	0	0	0	0
American Indian/Alaskan Native & White:	0	0	0	0	0	0	0	0
Asian White:	2	0	0	0	2	0	0	0
Black/African American & White:	0	0	0	0	0	0	0	0
American Indian/Alaskan Native & Black/African American:	0	0	0	0	0	0	0	0
Other multi-racial:	9	0	0	0	9	0	0	0
Asian/Pacific Islander:	0	0	0	0	0	0	0	0
Hispanic:	0	0	0	0	0	0	0	0
			Item 4 - 43				0	0
Total:	78	1	0	0	78	1	0	0



U.S. Department of Housing and Urban Development
 Office of Community Planning and Development
 Integrated Disbursement and Information System
 CDBG Activity Summary Report (GPR) for Program Year 2014
 MARYSVILLE

Date: 26-Aug-2015
 Time: 10:20
 Page: 25

Female-headed Households: 58 0 58

Income Category:

	Owner	Renter	Total	Person
Extremely Low	46	0	46	0
Low Mod	26	0	26	0
Moderate	6	0	6	0
Non Low Moderate	0	0	0	0
Total	78	0	78	0
Percent Low/Mod	100.0%		100.0%	

Annual Accomplishments

Years	Accomplishment Narrative	# Benefiting
2014	The program exceeded it's goal of 60 unduplicated individuals being served by 18. Funds awarded to SSSC are serving a population that is very much in need of home repairs that allow them to remain in their homes and maintain a sense of independence.	



U.S. Department of Housing and Urban Development
 Office of Community Planning and Development
 Integrated Disbursement and Information System
 CDBG Activity Summary Report (GPR) for Program Year 2014
 MARYSVILLE

Date: 26-Aug-2015
 Time: 10:20
 Page: 27

Female-headed Households:	0	0	0
<i>Income Category:</i>			
	Owner	Renter	Total
			Person
Extremely Low	0	0	0
Low Mod	0	0	0
Moderate	0	0	0
Non Low Moderate	0	0	0
Total	0	0	0
Percent Low/Mod			100.0%

Annual Accomplishments

Years	Accomplishment Narrative	# Benefitting
2014	Performance Measures were met for the contract year. Goal for persons assisted was 40; the actual number of persons assisted was 40. Outcome goals were measured by our client survey. All of the benchmarks were achieved, which included questions relating to the client's ability to remain independent, coping with daily routines, and volunteer reliability.	



U.S. Department of Housing and Urban Development
 Office of Community Planning and Development
 Integrated Disbursement and Information System
 CDBG Activity Summary Report (GPR) for Program Year 2014
 MARYSVILLE

Date: 26-Aug-2015
 Time: 10:20
 Page: 28

PGM Year: 2014
Project: 0002 - PY2014 - CDBG Planning and Administration
IDIS Activity: 34 - Planning and Administration

Status: Completed 7/29/2015 12:00:00 AM
Location: ,

Objective:
Outcome:
Matrix Code: General Program Administration (21A) **National Objective:**

Initial Funding Date: 10/01/2014

Description:
 Planning and Administration of CDBG program

Financing

	Fund Type	Grant Year	Grant	Funded Amount	Drawn In Program Year	Drawn Thru Program Year
CDBG	EN	Pre-2015		\$71,650.00	\$0.00	\$0.00
		2013	B13MC530023		\$26,257.91	\$26,257.91
		2014	B14MC530023		\$15,524.19	\$15,524.19
Total	Total			\$71,650.00	\$41,782.10	\$41,782.10

Proposed Accomplishments

Actual Accomplishments

<i>Number assisted:</i>	Owner		Renter		Total		Person	
	Total	Hispanic	Total	Hispanic	Total	Hispanic	Total	Hispanic
White:					0	0		
Black/African American:					0	0		
Asian:					0	0		
American Indian/Alaskan Native:					0	0		
Native Hawaiian/Other Pacific Islander:					0	0		
American Indian/Alaskan Native & White:					0	0		
Asian White:					0	0		
Black/African American & White:					0	0		
American Indian/Alaskan Native & Black/African American:					0	0		
Other multi-racial:					0	0		
Asian/Pacific Islander:					0	0		
Hispanic:					0	0		
Total:	0	0	0	0	0	0	0	0
Female-headed Households:					0			



U.S. Department of Housing and Urban Development
Office of Community Planning and Development
Integrated Disbursement and Information System
CDBG Activity Summary Report (GPR) for Program Year 2014
MARYSVILLE

Date: 26-Aug-2015

Time: 10:20

Page: 29

Income Category:

	Owner	Renter	Total	Person
Extremely Low			0	
Low Mod			0	
Moderate			0	
Non Low Moderate			0	
Total	0	0	0	0
Percent Low/Mod				

Annual Accomplishments

No data returned for this view. This might be because the applied filter excludes all data.



U.S. Department of Housing and Urban Development
 Office of Community Planning and Development
 Integrated Disbursement and Information System
 CDBG Activity Summary Report (GPR) for Program Year 2014
 MARYSVILLE

Date: 26-Aug-2015
 Time: 10:20
 Page: 30

PGM Year: 2013
Project: 0008 - PY2013 - Public Services
IDIS Activity: 35 - Marysville Food Bank - Food for Thought

Status: Completed 7/17/2014 11:15:53 AM **Objective:** Create suitable living environments
Location: PO Box 917 PO Box 917 Marysville, WA 98270-0917 **Outcome:** Availability/accessibility
Matrix Code: Food Banks (05W) **National Objective:** LMC

Initial Funding Date: 04/02/2014

Description:

Food For Thought Backpack Program provides eight nutritious meals to students onweekends during the school year. These students are at high risk for food insecurity. They receivebreakfast, lunch, snack, dinner, shelf stable milk and juice for both days of the weekend. The food ispacked up and delivered to the school on Friday and placed with the student at the end of the day.

Financing

	Fund Type	Grant Year	Grant	Funded Amount	Drawn In Program Year	Drawn Thru Program Year
CDBG	EN	Pre-2015		\$6,000.00	\$0.00	\$0.00
		2013	B13MC530023		\$6,000.00	\$6,000.00
Total	Total			\$6,000.00	\$6,000.00	\$6,000.00

Proposed Accomplishments

People (General) : 60

Actual Accomplishments

Number assisted:

	Owner		Renter		Total		Person	
	Total	Hispanic	Total	Hispanic	Total	Hispanic	Total	Hispanic
White:	0	0	0	0	0	0	5,745	638
Black/African American:	0	0	0	0	0	0	0	0
Asian:	0	0	0	0	0	0	497	0
American Indian/Alaskan Native:	0	0	0	0	0	0	638	0
Native Hawaiian/Other Pacific Islander:	0	0	0	0	0	0	0	0
American Indian/Alaskan Native & White:	0	0	0	0	0	0	0	0
Asian White:	0	0	0	0	0	0	0	0
Black/African American & White:	0	0	0	0	0	0	213	0
American Indian/Alaskan Native & Black/African American:	0	0	0	0	0	0	0	0
Other multi-racial:	0	0	0	0	0	0	0	0
Asian/Pacific Islander:	0	0	Item 4 - 49	0	0	0	0	0
Hispanic:	0	0	0	0	0	0	0	0



U.S. Department of Housing and Urban Development
 Office of Community Planning and Development
 Integrated Disbursement and Information System
 CDBG Activity Summary Report (GPR) for Program Year 2014
 MARYSVILLE

Date: 26-Aug-2015
 Time: 10:20
 Page: 31

Total:	0	0	0	0	0	0	7,093	638	
Female-headed Households:	0		0		0				
<i>Income Category:</i>									
	Owner	Renter	Total						Person
Extremely Low	0	0	0						0
Low Mod	0	0	0						7,093
Moderate	0	0	0						0
Non Low Moderate	0	0	0						0
Total	0	0	0						7,093
Percent Low/Mod									100.0%

Annual Accomplishments

Years	Accomplishment Narrative	# Benefitting
2013	The program improved attendance, attitude, and behavior for some students. Additional grant money was secured, and the goal was surpassed, serving over 7,000 students total.	



U.S. Department of Housing and Urban Development
Office of Community Planning and Development
Integrated Disbursement and Information System
CDBG Activity Summary Report (GPR) for Program Year 2014
MARYSVILLE

Date: 26-Aug-2015

Time: 10:20

Page: 32

Total Funded Amount:	\$600,361.00
Total Drawn Thru Program Year:	\$403,759.70
Total Drawn In Program Year:	\$267,016.90

Item 4 - 51

U.S. DEPARTMENT OF HOUSING AND URBAN
DEVELOPMENT
OFFICE OF COMMUNITY PLANNING AND DEVELOPMENT
PR06 - Summary of Consolidated Plan Projects for Report
Year

DATE: 8/26/2015
TIME: 10:24:42 AM
PAGE: 1/2

IDIS Plan IDIS Year Project	Project Title and Description	Program	Project Committed Estimate Amount	Amount Drawn Thru Report Year
2014 1	PY2014 - Infrastructure SR528 Pedestrian Improvement	CDBG	\$80,000.00	\$80,000.00
2	PY2014 - CDBG Planning and Administration	CDBG	\$71,650.00	\$41,782.10
3	PY2014 - Public Facilities	CDBG	\$33,500.00	\$0.00
4	PY2014 - Public Services	CDBG	\$32,700.00	\$15,000.00
5	PY2014 - Non-homeless Special Needs	CDBG	\$5,000.00	\$4,186.84
6	PY2014 - Homeless Housing and Supportive Services	CDBG	\$17,700.00	\$13,126.45
7	PY2014 - Affordable Housing	CDBG	\$135,436.00	\$65,000.00

U.S. DEPARTMENT OF HOUSING AND URBAN
DEVELOPMENT
OFFICE OF COMMUNITY PLANNING AND DEVELOPMENT
PR06 - Summary of Consolidated Plan Projects for Report
Year

DATE: 8/26/2015
TIME: 10:24:42 AM
PAGE: 2/2

IDIS	Plan IDIS Year Project	Project Title and Description	Program	Amount Available to Draw	Amount Drawn in Report Year
20141	PY2014 - Infrastructure	Pedestrian Improvement moderate-income neighborhoods by addressing service gaps in infrastructure	CDBG	\$80,000.00	\$0.00
2	PY2014 - CDBG	Planning and Administration Provides support for planning and administration of CDBG Program	CDBG	\$29,867.90	\$41,782.10
3	PY2014 - Public Facilities	Improve the safety and livability of low- and moderate-income neighborhoods by addressing service gaps in public facilities and increase access to quality public and private facilities in low- and moderate-income areas by providing funds for rehabilitation.	CDBG	\$33,500.00	\$0.00
4	PY2014 - Public Services	Support programs that provide homeless, special needs, and low-income populations with basic needs and access to essential services, such as transportation, health care, childcare, case management, and legal assistance	CDBG	\$0.00	\$15,000.00
5	PY2014 - Non-homeless Special Needs	Provide services and assistance to elderly and functionally disabled adults at risk of losing their independence or becoming homeless.	CDBG	\$813.16	\$4,186.84
6	PY2014 - Homeless Housing and Supportive Services	Assist homeless persons in the transition to self-sufficiency by supporting transitional, permanent supportive, and permanent affordable housing and related services, giving priority to families.	CDBG	\$4,573.55	\$13,126.45
7	PY2014 - Affordable Housing	Provide assistance for improving the safety and accessibility of housing units that benefit low- income seniors and persons with physical or developmental disabilities as well as families at risk of homelessness.	CDBG	\$0.00	\$65,000.00

U.S. DEPARTMENT OF HOUSING AND URBAN
DEVELOPMENT
OFFICE OF COMMUNITY PLANNING AND DEVELOPMENT
PR08 - Grantee Summary Activity Report

DATE: 8/26/2015
TIME: 10:27:36 AM
PAGE: 1/2

IDIS

Grantee Activity Number	IDIS Activity - ID	Pgm Yr Project	Activity Name	Act Stat	Matrix Code	Initial Funding Date	Funded Amount	Drawn Amount	Date of Last Draw
	1	1994-1	HOME Committed funds adjustment	Open			\$0.00	\$0.00	
	2	1994-2	CDBG Committed funds adjustment	Open			\$0.00	\$0.00	
	3	1994-3	ESG Committed funds adjustment	Open			\$0.00	\$0.00	
	4	1994-4	HOPWA Committed funds adjustment	Open			\$0.00	\$0.00	
	16	2013-2	Planning and Administration	Completed	21A	02/20/14	\$64,000.00	\$64,000.00	07/01/2014
	21	2013-3	Quilceda Community Services	Completed	05	03/18/14	\$23,250.00	\$23,250.00	05/21/2015
	15	2013-6	Senior Services of Snohomish County	Completed	14A	01/24/14	\$64,367.00	\$64,367.00	07/18/2014
	22	2013-6	Housing Hope - Beachwood Apartment Playground Rehabilitation	Completed	05	02/20/14	\$28,094.00	\$28,094.00	12/03/2014
	35	2013-8	Marysville Food Bank - Food for Thought	Completed	05W	04/02/14	\$6,000.00	\$6,000.00	07/16/2014
	36	2015-4	Beachwood Apartments Homelessness Supportive Services	Open	05		\$0.00	\$0.00	
BA001	14	2012-3	Planning and Administration	Completed	21A	01/16/13	\$43,582.00	\$43,582.00	08/01/2013
BP002	8	2012-4	Catholic Community Services - Volunteer Chore Services	Completed	05A	09/12/13	\$5,000.00	\$5,000.00	09/13/2013
	18	2013-3	Catholic Community Services - Volunteer Chore Services	Completed	05A	01/24/14	\$9,000.00	\$9,000.00	07/18/2014
BP003	6	2012-9	Marysville Community Food Bank - Food for Thought Backpack Program	Completed	05W	09/12/13	\$3,000.00	\$3,000.00	09/13/2013
BP004	7	2012-9	Domestic Violence Legal Advocacy	Completed	05G	09/12/13	\$6,657.18	\$6,657.18	09/13/2013
	27	2013-8	Domestic Violence Legal Advocacy	Completed	05G	02/20/14	\$7,500.00	\$7,500.00	05/14/2014
BP005	5	2012-2	Mercy Housing - Pilchuck Apartments	Completed	05A	09/12/13	\$2,026.46	\$2,026.46	09/13/2013
	23	2012-2	Mercy Housing - Pilchuck Apartments	Canceled			\$0.00	\$0.00	
	24	2013-3	Mercy Housing NW - Pilchuck Apartments	Canceled	05A	03/18/14	\$0.00	\$0.00	
CCS2014	33	2014-5	Catholic Community Services - Volunteer Chore Services	Completed	05	10/01/14	\$5,000.00	\$5,000.00	07/16/2015
	37	2015-5	Catholic Community Services - Volunteer Chore Services	Open	05		\$0.00	\$0.00	
CmfrdPrk2014	29	2014-3	Comeford Park Site Furnishings	Open	03F	10/01/14	\$33,500.00	\$30,003.95	08/11/2015
DVS2014	30	2014-4	Domestic Violence Services - Legal Advocacy	Completed	05G	10/01/14	\$15,000.00	\$15,000.00	05/21/2015
DVS2015	39	2015-5	Domestic Violence Services - Legal Advocacy	Open	05G		\$0.00	\$0.00	
HH2014	31	2014-6	Housing Hope - Beachwood Apartments Supportive Services	Open	05	10/01/14	\$17,700.00	\$17,700.00	08/11/2015
PingAdmin2014	34	2014-2	Planning and Administration	Completed	21A	10/01/14	\$71,650.00	\$71,650.00	07/16/2015
PingAdmin2015	38	2015-3	Planning and Administration	Open	20		\$0.00	\$0.00	
PY12BC001	13	2012-7	Senior Services of Snohomish County - Minor Home Repair	Completed	14A	09/12/13	\$38,104.82	\$38,104.82	09/13/2013
PY12BC002	12	2012-8	Marysville Boys & Girls Club Improvements	Completed	03D	09/12/13	\$11,907.99	\$11,907.99	09/13/2013
PY12BC003	10	2012-8	Comeford Park Improvements	Completed	03F	09/12/13	\$40,000.00	\$40,000.00	09/13/2013
PY12BC004	11	2012-6	10th Street Sidewalk Improvements	Completed	03L	09/12/13	\$59,645.00	\$59,645.00	09/13/2013
PY12BP001	9	2012-5	Housing Hope - Beachwood Apartments	Completed	05	09/12/13	\$5,000.00	\$5,000.00	09/13/2013
PY13BC002	25	2013-7	Marysville Boys & Girls Club - Kitchen Improvements	Completed	03D	03/18/14	\$10,000.00	\$10,000.00	03/10/2015
PY13BC003	19	2013-7	Comeford Park Improvements	Open	03F	03/18/14	\$50,000.00	\$2,153.31	06/17/2015

U.S. DEPARTMENT OF HOUSING AND URBAN
DEVELOPMENT
OFFICE OF COMMUNITY PLANNING AND DEVELOPMENT
PR08 - Grantee Summary Activity Report

DATE: 8/26/2015
TIME: 10:27:36 AM
PAGE: 2/2

Grantee Activity Number	IDIS Activity - ID	Pgm Yr Project	Activity Name	Act Stat	Matrix Code	Initial Funding Date	Funded Amount	Drawn Amount	Date of Last Draw
PY13BC003	26	2013-7	Jennings Park Improvements	Open	03F	03/18/14	\$28,000.00	\$28,000.00	04/14/2015
PY13BC004	17	2013-5	10th Street Sidewalk Improvements	Completed	03L	03/18/14	\$20,000.00	\$20,000.00	06/20/2014
PY13BP001	20	2013-8	Housing Hope - Beachwood Apartments	Completed	05	02/20/14	\$9,800.00	\$9,800.00	07/16/2014
SR5282014	28	2014-1	SR582 Pedestrian Safety Improvement	Open	03K	10/01/14	\$80,000.00	\$0.00	
SR5282015	41	2015-2	SR582 Pedestrian Safety Improvement	Open	03K		\$0.00	\$0.00	
SSSC2014	32	2014-7	Senior Services of Snohomish County	Completed	14A	10/01/14	\$65,000.00	\$65,000.00	05/21/2015
SSSC2015	40	2015-6	Senior Services of Snohomish County	Open	14A		\$0.00	\$0.00	
Total							\$822,784.45	\$691,441.71	



U.S. Department of Housing and Urban Development
 Office of Community Planning and Development
 Integrated Disbursement and Information System
 CDBG Summary of Accomplishments
 Program Year: 2014

DATE: 08-26-15
 TIME: 10:28
 PAGE: 1

MARYSVILLE

Count of CDBG Activities with Disbursements by Activity Group & Matrix Code

Activity Group	Activity Category	Open Count	Open Activities Disbursed	Completed Count	Completed Activities Disbursed	Program Year Count	Total Activities Disbursed
Housing	Rehab; Single-Unit Residential (14A)	0	\$0.00	2	\$93,015.43	2	\$93,015.43
	Total Housing	0	\$0.00	2	\$93,015.43	2	\$93,015.43
Public Facilities and Improvements	Youth Centers (03D)	0	\$0.00	1	\$10,000.00	1	\$10,000.00
	Parks, Recreational Facilities (03F)	3	\$30,153.31	0	\$0.00	3	\$30,153.31
	Street Improvements (03K)	1	\$0.00	0	\$0.00	1	\$0.00
	Sidewalks (03L)	0	\$0.00	1	\$0.00	1	\$0.00
	Total Public Facilities and Improvements	4	\$30,153.31	2	\$10,000.00	6	\$40,153.31
Public Services	Public Services (General) (05)	1	\$13,126.45	4	\$56,950.92	5	\$70,077.37
	Senior Services (05A)	0	\$0.00	1	\$988.69	1	\$988.69
	Battered and Abused Spouses (05G)	0	\$0.00	1	\$15,000.00	1	\$15,000.00
	Food Banks (05W)	0	\$0.00	1	\$6,000.00	1	\$6,000.00
	Total Public Services	1	\$13,126.45	7	\$78,939.61	8	\$92,066.06
General Administration and Planning	General Program Administration (21A)	0	\$0.00	2	\$41,782.10	2	\$41,782.10
	Total General Administration and Planning	0	\$0.00	2	\$41,782.10	2	\$41,782.10
Grand Total		5	\$43,279.76	13	\$223,737.14	18	\$267,016.90



MARYSVILLE

CDBG Sum of Actual Accomplishments by Activity Group and Accomplishment Type

Activity Group	Matrix Code	Accomplishment Type	Open Count	Completed Count	Program Year Totals
Housing	Rehab; Single-Unit Residential (14A)	Housing Units	0	155	155
	Total Housing		0	155	155
Public Facilities and Improvements	Youth Centers (03D)	Public Facilities	0	713	713
	Parks, Recreational Facilities (03F)	Public Facilities	0	0	0
	Street Improvements (03K)	Persons	0	0	0
	Sidewalks (03L)	Public Facilities	0	823	823
	Total Public Facilities and Improvements		0	1,536	1,536
Public Services	Public Services (General) (05)	Persons	92	260	352
	Senior Services (05A)	Persons	0	26	26
	Battered and Abused Spouses (05G)	Persons	0	60	60
	Food Banks (05W)	Persons	0	7,093	7,093
	Total Public Services		92	7,439	7,531
Grand Total			92	9,130	9,222



U.S. Department of Housing and Urban Development
 Office of Community Planning and Development
 Integrated Disbursement and Information System
 CDBG Summary of Accomplishments
 Program Year: 2014

DATE: 08-26-15
 TIME: 10:28
 PAGE: 3

MARYSVILLE

CDBG Beneficiaries by Racial / Ethnic Category

Housing-Non Housing	Race	Total Persons	Total Hispanic		Total Hispanic Households
			Persons	Total Households	
Housing	White	0	0	132	1
	Asian	0	0	1	0
	American Indian/Alaskan Native	0	0	2	0
	Asian & White	0	0	2	0
	Other multi-racial	0	0	18	0
	Total Housing		0	0	155
Non Housing	White	886	239	0	0
	Black/African American	40	0	0	0
	Asian	41	0	0	0
	American Indian/Alaskan Native	43	0	0	0
	Native Hawaiian/Other Pacific Islander	7	0	0	0
	American Indian/Alaskan Native & White	14	0	0	0
	Asian & White	14	0	0	0
	Black/African American & White	23	0	0	0
	Amer. Indian/Alaskan Native & Black/African Amer.	26	0	0	0
	Other multi-racial	57	0	0	0
	Total Non Housing	1,151	239	0	0
Grand Total	White	6,631	877	132	1
	Black/African American	40	0	0	0
	Asian	538	0	1	0
	American Indian/Alaskan Native	681	0	2	0
	Native Hawaiian/Other Pacific Islander	7	0	0	0
	American Indian/Alaskan Native & White	14	0	0	0
	Asian & White	14	0	2	0
	Black/African American & White	236	0	0	0
	Amer. Indian/Alaskan Native & Black/African Amer.	26	0	0	0
	Other multi-racial	57	0	18	0
	Total Grand Total	8,244	877	155	1



MARYSVILLE

CDBG Beneficiaries by Income Category

	Income Levels	Owner Occupied	Renter Occupied	Persons
Housing	Extremely Low (<=30%)	46	0	0
	Low (>30% and <=50%)	26	0	0
	Mod (>50% and <=80%)	6	0	0
	Total Low-Mod	78	0	0
	Non Low-Mod (>80%)	0	0	0
	Total Beneficiaries	78	0	0
Non Housing	Extremely Low (<=30%)	0	0	132
	Low (>30% and <=50%)	0	0	35
	Mod (>50% and <=80%)	0	0	19
	Total Low-Mod	0	0	186
	Non Low-Mod (>80%)	0	0	6
	Total Beneficiaries	0	0	192



Office of Community Planning and Development
 U.S. Department of Housing and Urban Development
 Integrated Disbursement and Information System
 PR26 - CDBG Financial Summary Report
 Program Year 2014
 MARYSVILLE , WA

DATE: 08-26-15
 TIME: 10:30
 PAGE: 1

PART I: SUMMARY OF CDBG RESOURCES

01 UNEXPENDED CDBG FUNDS AT END OF PREVIOUS PROGRAM YEAR	0.00
02 ENTITLEMENT GRANT	358,286.00
03 SURPLUS URBAN RENEWAL	0.00
04 SECTION 108 GUARANTEED LOAN FUNDS	0.00
05 CURRENT YEAR PROGRAM INCOME	0.00
05a CURRENT YEAR SECTION 108 PROGRAM INCOME (FOR SI TYPE)	0.00
06 RETURNS	0.00
07 ADJUSTMENT TO COMPUTE TOTAL AVAILABLE	0.00
08 TOTAL AVAILABLE (SUM, LINES 01-07)	358,286.00

PART II: SUMMARY OF CDBG EXPENDITURES

09 DISBURSEMENTS OTHER THAN SECTION 108 REPAYMENTS AND PLANNING/ADMINISTRATION	225,234.80
10 ADJUSTMENT TO COMPUTE TOTAL AMOUNT SUBJECT TO LOW/MOD BENEFIT	0.00
11 AMOUNT SUBJECT TO LOW/MOD BENEFIT (LINE 09 + LINE 10)	225,234.80
12 DISBURSED IN IDIS FOR PLANNING/ADMINISTRATION	41,782.10
13 DISBURSED IN IDIS FOR SECTION 108 REPAYMENTS	0.00
14 ADJUSTMENT TO COMPUTE TOTAL EXPENDITURES	0.00
15 TOTAL EXPENDITURES (SUM, LINES 11-14)	267,016.90
16 UNEXPENDED BALANCE (LINE 08 - LINE 15)	91,269.10

PART III: LOWMOD BENEFIT THIS REPORTING PERIOD

17 EXPENDED FOR LOW/MOD HOUSING IN SPECIAL AREAS	0.00
18 EXPENDED FOR LOW/MOD MULTI-UNIT HOUSING	0.00
19 DISBURSED FOR OTHER LOW/MOD ACTIVITIES	225,234.80
20 ADJUSTMENT TO COMPUTE TOTAL LOW/MOD CREDIT	0.00
21 TOTAL LOW/MOD CREDIT (SUM, LINES 17-20)	225,234.80
22 PERCENT LOW/MOD CREDIT (LINE 21/LINE 11)	100.00%

LOW/MOD BENEFIT FOR MULTI-YEAR CERTIFICATIONS

23 PROGRAM YEARS(PY) COVERED IN CERTIFICATION	PY: PY: PY:
24 CUMULATIVE NET EXPENDITURES SUBJECT TO LOW/MOD BENEFIT CALCULATION	0.00
25 CUMULATIVE EXPENDITURES BENEFITING LOW/MOD PERSONS	0.00
26 PERCENT BENEFIT TO LOW/MOD PERSONS (LINE 25/LINE 24)	0.00%

PART IV: PUBLIC SERVICE (PS) CAP CALCULATIONS

27 DISBURSED IN IDIS FOR PUBLIC SERVICES	92,066.06
28 PS UNLIQUIDATED OBLIGATIONS AT END OF CURRENT PROGRAM YEAR	0.00
29 PS UNLIQUIDATED OBLIGATIONS AT END OF PREVIOUS PROGRAM YEAR	0.00
30 ADJUSTMENT TO COMPUTE TOTAL PS OBLIGATIONS	0.00
31 TOTAL PS OBLIGATIONS (LINE 27 + LINE 28 - LINE 29 + LINE 30)	92,066.06
32 ENTITLEMENT GRANT	358,286.00
33 PRIOR YEAR PROGRAM INCOME	0.00
34 ADJUSTMENT TO COMPUTE TOTAL SUBJECT TO PS CAP	0.00
35 TOTAL SUBJECT TO PS CAP (SUM, LINES 32-34)	358,286.00
36 PERCENT FUNDS OBLIGATED FOR PS ACTIVITIES (LINE 31/LINE 35)	25.70%

PART V: PLANNING AND ADMINISTRATION (PA) CAP

37 DISBURSED IN IDIS FOR PLANNING/ADMINISTRATION	41,782.10
38 PA UNLIQUIDATED OBLIGATIONS AT END OF CURRENT PROGRAM YEAR	0.00
39 PA UNLIQUIDATED OBLIGATIONS AT END OF PREVIOUS PROGRAM YEAR	0.00
40 ADJUSTMENT TO COMPUTE TOTAL PA OBLIGATIONS	0.00
41 TOTAL PA OBLIGATIONS (LINE 37 + LINE 38 - LINE 39 +LINE 40)	41,782.10
42 ENTITLEMENT GRANT	358,286.00
43 CURRENT YEAR PROGRAM INCOME	0.00
44 ADJUSTMENT TO COMPUTE TOTAL SUBJECT TO PA CAP	0.00
45 TOTAL SUBJECT TO PA CAP (SUM, LINES 42-44)	358,286.00
46 PERCENT FUNDS OBLIGATED FOR PA ACTIVITIES (LINE 41/LINE 45)	11.66%



Office of Community Planning and Development
 U.S. Department of Housing and Urban Development
 Integrated Disbursement and Information System
 PR26 - CDBG Financial Summary Report
 Program Year 2014
 MARYSVILLE, WA

DATE: 08-26-15
 TIME: 10:30
 PAGE: 2

LINE 17 DETAIL: ACTIVITIES TO CONSIDER IN DETERMINING THE AMOUNT TO ENTER ON LINE 17

Report returned no data.

LINE 18 DETAIL: ACTIVITIES TO CONSIDER IN DETERMINING THE AMOUNT TO ENTER ON LINE 18

Report returned no data.

LINE 19 DETAIL: ACTIVITIES INCLUDED IN THE COMPUTATION OF LINE 19

Plan Year	IDIS Project	IDIS Activity	Voucher Number	Activity Name	Matrix Code	National Objective	Drawn Amount
2013	7	25	5787180	Marysville Boys & Girls Club - Kitchen Improvements	03D	LMC	\$10,000.00
					03D	Matrix Code	\$10,000.00
2013	7	19	5819252	Comeford Park Improvements	03F	LMA	\$2,153.31
2013	7	26	5798263	Jennings Park Improvements	03F	LMA	\$28,000.00
					03F	Matrix Code	\$30,153.31
2013	3	21	5788796	Quilceda Community Services	05	LMC	\$2,846.30
2013	3	21	5798263	Quilceda Community Services	05	LMC	\$3,014.74
2013	3	21	5811337	Quilceda Community Services	05	LMC	\$17,388.96
2013	6	22	5756414	Housing Hope - Beachwood Apartment Playground Rehabilitation	05	LMC	\$28,094.00
2013	8	20	5709330	Housing Hope - Beachwood Apartments	05	LMC	\$1,420.08
2014	5	33	5749251	Catholic Community Services - Volunteer Chore Services	05	LMC	\$897.14
2014	5	33	5756414	Catholic Community Services - Volunteer Chore Services	05	LMC	\$444.59
2014	5	33	5777267	Catholic Community Services - Volunteer Chore Services	05	LMC	\$812.21
2014	5	33	5787180	Catholic Community Services - Volunteer Chore Services	05	LMC	\$460.03
2014	5	33	5798263	Catholic Community Services - Volunteer Chore Services	05	LMC	\$381.53
2014	5	33	5811337	Catholic Community Services - Volunteer Chore Services	05	LMC	\$1,191.34
2014	6	31	5749251	Housing Hope - Beachwood Apartments Supportive Services	05	LMC	\$4,954.05
2014	6	31	5777267	Housing Hope - Beachwood Apartments Supportive Services	05	LMC	\$4,556.30
2014	6	31	5811337	Housing Hope - Beachwood Apartments Supportive Services	05	LMC	\$3,616.10
					05	Matrix Code	\$70,077.37
2013	3	18	5710423	Catholic Community Services - Volunteer Chore Services	05A	LMC	\$988.69
					05A	Matrix Code	\$988.69
2014	4	30	5749251	Domestic Violence Services - Legal Advocacy	05G	LMC	\$1,906.79
2014	4	30	5777267	Domestic Violence Services - Legal Advocacy	05G	LMC	\$4,677.76
2014	4	30	5811337	Domestic Violence Services - Legal Advocacy	05G	LMC	\$8,415.45
					05G	Matrix Code	\$15,000.00
2013	8	35	5709330	Marysville Food Bank - Food for Thought	05W	LMC	\$6,000.00
					05W	Matrix Code	\$6,000.00
2013	6	15	5710423	Senior Services of Snohomish County	14A	LMH	\$28,015.43
2014	7	32	5749251	Senior Services of Snohomish County	14A	LMH	\$31,037.58
2014	7	32	5777267	Senior Services of Snohomish County	14A	LMH	\$18,523.17
2014	7	32	5811337	Senior Services of Snohomish County	14A	LMH	\$15,439.25
					14A	Matrix Code	\$93,015.43
Total							\$225,234.80

LINE 27 DETAIL: ACTIVITIES INCLUDED IN THE COMPUTATION OF LINE 27

Plan Year	IDIS Project	IDIS Activity	Voucher Number	Activity Name	Matrix Code	National Objective	Drawn Amount
2013	3	21	5788796	Quilceda Community Services	05	LMC	\$2,846.30
2013	3	21	5798263	Quilceda Community Services	05	LMC	\$3,014.74
2013	3	21	5811337	Quilceda Community Services	05	LMC	\$17,388.96
2013	6	22	5756414	Housing Hope - Beachwood Apartment Playground Rehabilitation	05	LMC	\$28,094.00
2013	8	20	5709330	Housing Hope - Beachwood Apartments	05	LMC	\$1,420.08
2014	5	33	5749251	Catholic Community Services - Volunteer Chore Services	05	LMC	\$897.14



Office of Community Planning and Development
 U.S. Department of Housing and Urban Development
 Integrated Disbursement and Information System
 PR26 - CDBG Financial Summary Report
 Program Year 2014
 MARYSVILLE , WA

DATE: 08-26-15
 TIME: 10:30
 PAGE: 3

Plan Year	IDIS Project	IDIS Activity	Voucher Number	Activity Name	Matrix Code	National Objective	Drawn Amount
2014	5	33	5756414	Catholic Community Services - Volunteer Chore Services	05	LMC	\$444.59
2014	5	33	5777267	Catholic Community Services - Volunteer Chore Services	05	LMC	\$812.21
2014	5	33	5787180	Catholic Community Services - Volunteer Chore Services	05	LMC	\$460.03
2014	5	33	5798263	Catholic Community Services - Volunteer Chore Services	05	LMC	\$381.53
2014	5	33	5811337	Catholic Community Services - Volunteer Chore Services	05	LMC	\$1,191.34
2014	6	31	5749251	Housing Hope - Beachwood Apartments Supportive Services	05	LMC	\$4,954.05
2014	6	31	5777267	Housing Hope - Beachwood Apartments Supportive Services	05	LMC	\$4,556.30
2014	6	31	5811337	Housing Hope - Beachwood Apartments Supportive Services	05	LMC	\$3,616.10
					05	Matrix Code	\$70,077.37
2013	3	18	5710423	Catholic Community Services - Volunteer Chore Services	05A	LMC	\$988.69
					05A	Matrix Code	\$988.69
2014	4	30	5749251	Domestic Violence Services - Legal Advocacy	05G	LMC	\$1,906.79
2014	4	30	5777267	Domestic Violence Services - Legal Advocacy	05G	LMC	\$4,677.76
2014	4	30	5811337	Domestic Violence Services - Legal Advocacy	05G	LMC	\$8,415.45
					05G	Matrix Code	\$15,000.00
2013	8	35	5709330	Marysville Food Bank - Food for Thought	05W	LMC	\$6,000.00
					05W	Matrix Code	\$6,000.00
Total							\$92,066.06

LINE 37 DETAIL: ACTIVITIES INCLUDED IN THE COMPUTATION OF LINE 37

Plan Year	IDIS Project	IDIS Activity	Voucher Number	Activity Name	Matrix Code	National Objective	Drawn Amount
2014	2	34	5749251	Planning and Administration	21A		\$10,577.52
2014	2	34	5777267	Planning and Administration	21A		\$15,680.39
2014	2	34	5811337	Planning and Administration	21A		\$15,524.19
					21A	Matrix Code	\$41,782.10
Total							\$41,782.10